



CLIENT: LONDON UNDERGROUND LIMITED




CONTRACT REF: TLL 7917

NORTHERN LINE EXTENSION

MAIN WORKS CONTRACT

Nine Elms Unattended Noise Monitoring



Prepared by	Checked by	Approved by	Date	Rev
Jose Chicharro	Chris McCollin	Antony Gregson	22/12/17	40.0
				

CONTENTS

1	Introduction	3
2	Monitoring Programme	4
2.1	Receptors.....	4
2.2	Monitoring Locations	4
2.3	Equipment.....	4
3	Noise Monitoring Results	5
4	Trigger Response Log	7
	Appendix I – Site plan	8
	Appendix II – Northern Line Extension: Construction Noise and Vibration Mitigation Scheme	9
	Appendix III – Baseline survey	10
	Appendix IV – Glossary	11

1 INTRODUCTION

Ferrovial Laing O'Rourke (FLO) is currently undertaking works as part of the London Underground Extension of the Northern Line (NLE) running from Kennington to Battersea (Charing Cross branch).

Unattended noise monitoring stations have been set up in order to assess construction noise levels of the current activities at the nearest sensitive receptors located around the site boundary.

This report provides a summary of the unattended noise monitoring. The analysed monitoring period spanned hours between Sunday 15th October 2017 and Saturday 11th November 2017.

2 MONITORING PROGRAMME

2.1 Receptors

The unattended monitoring positions are representative of the following sensitive receptors:

- Conrad House – Wandsworth Rd (R1)
- Basil House – Wandsworth Rd (R2)
- Adrian House – Wandsworth Rd (R3)
- Charman House – Pascal Street (R4)
- Apple Blossom Court – Pascal Street (R5)
- Bramley Crescent – Pascal Street (R6)

2.2 Monitoring Locations

Two monitoring units were installed on Friday 30th October 2015. The measurement positions are located within the NLE construction site at a height of approx. 2.9m and are considered to be free field measurements. They are illustrated in the layout plan presented in **Appendix I** and are as follows:

Table 1

MONITORING LOCATIONS		
Location	Coordinates	Representative sensitive receptor
NLE site – (MP1)	530012, 177313	R1, R2, R3, R4
NLE site – (MP2)	529960, 177331	R5, R6

2.3 Equipment

The measurement equipment used is detailed in **Table 2**. The measurement system was field calibrated before the start of the unattended monitoring and on-site calibrations are conducted monthly. All the measurement equipment is subject to current certificates of periodic validation traceable to national and international standards. Copies of calibration certificates are available upon request.

Table 2

SURVEY EQUIPMENT			
Manufacture	Item	Type	Serial Number
Sigicom	Sound Level Meter	INFRA S50	7478
Sigicom	Sound Level Meter	INFRA S50	7375

3 NOISE MONITORING RESULTS

The results of the monthly noise monitoring are presented below in **Table 3** and **Table 4**. The measured noise levels have been corrected in order to predict noise levels from site activities at associated sensitive receptors. In addition, a façade correction which takes into account the reflections from the building façade of 3 dB(A) has been applied to the corrected noise levels.

Table 3

Monthly Noise Levels at R1, R2, R3 & R4				
		Lmorn	Lday	Leve
Sun	15/10/17	-	54.1	-
Mon	16/10/17	65.7	68.2	60.5
Tue	17/10/17	61.7	68.5	67.8
Wed	18/10/17	63.0	72.0	58.7
Thu	19/10/17	62.5	68.5	58.9
Fri	20/10/17	62.8	68.6	65.2
Sat	21/10/17	63.0	66.5	56.2
Sun	22/10/17	-	55.2	-
Mon	23/10/17	63.8	67.6	70.1
Tue	24/10/17	62.9	67.6	69.4
Wed	25/10/17	65.8	68.3	69.1
Thu	26/10/17	64.5	68.2	63.2
Fri	27/10/17	67.5	69.2	70.6
Sat	28/10/17	62.8	69.3	55.2
Sun	29/10/17	-	53.2	-
Mon	30/10/17	64.5	69.2	68.6
Tue	31/10/17	62.0	68.0	66.8
Wed	01/11/17	62.3	71.5	64.5
Thu	02/11/17	61.8	68.9	68.0
Fri	03/11/17	65.4	70.0	61.3
Sat	04/11/17	59.6	67.0	58.7
Sun	05/11/17	-	56.6	-
Mon	06/11/17	63.3	68.8	56.1
Tue	07/11/17	60.3	71.0	72.0
Wed	08/11/17	61.0	66.5	59.1
Thu	09/11/17	59.2	69.2	58.7
Fri	10/11/17	63.1	61.9	60.9
Sat	11/11/17	61.0	70.1	55.6

Table 4

Monthly Noise Levels at R5 & R6				
		Lmorn	Lday	Leve
Sun	15/10/17	-	55.6	-
Mon	16/10/17	61.6	65.0	61.0
Tue	17/10/17	67.0	67.7	65.7
Wed	18/10/17	66.8	71.9	64.7
Thu	19/10/17	66.6	68.8	64.0
Fri	20/10/17	67.2	69.2	62.8
Sat	21/10/17	67.7	70.8	57.1
Sun	22/10/17	-	57.1	-
Mon	23/10/17	67.6	68.4	65.0
Tue	24/10/17	69.7	69.7	67.8
Wed	25/10/17	66.8	67.8	63.0
Thu	26/10/17	68.1	69.3	60.2
Fri	27/10/17	68.2	70.3	65.4
Sat	28/10/17	69.2	68.8	57.0
Sun	29/10/17	-	54.9	-
Mon	30/10/17	68.9	68.9	60.6
Tue	31/10/17	68.4	71.9	63.3
Wed	01/11/17	66.4	69.0	58.8
Thu	02/11/17	65.9	69.1	59.7
Fri	03/11/17	63.6	67.1	59.4
Sat	04/11/17	61.8	64.1	60.2
Sun	05/11/17	-	57.6	-
Mon	06/11/17	63.2	65.3	58.7
Tue	07/11/17	62.8	65.4	63.9
Wed	08/11/17	60.6	67.5	61.7
Thu	09/11/17	61.3	67.0	63.9
Fri	10/11/17	65.7	65.5	65.5
Sat	11/11/17	64.5	63.2	57.8

4 TRIGGER RESPONSE LOG

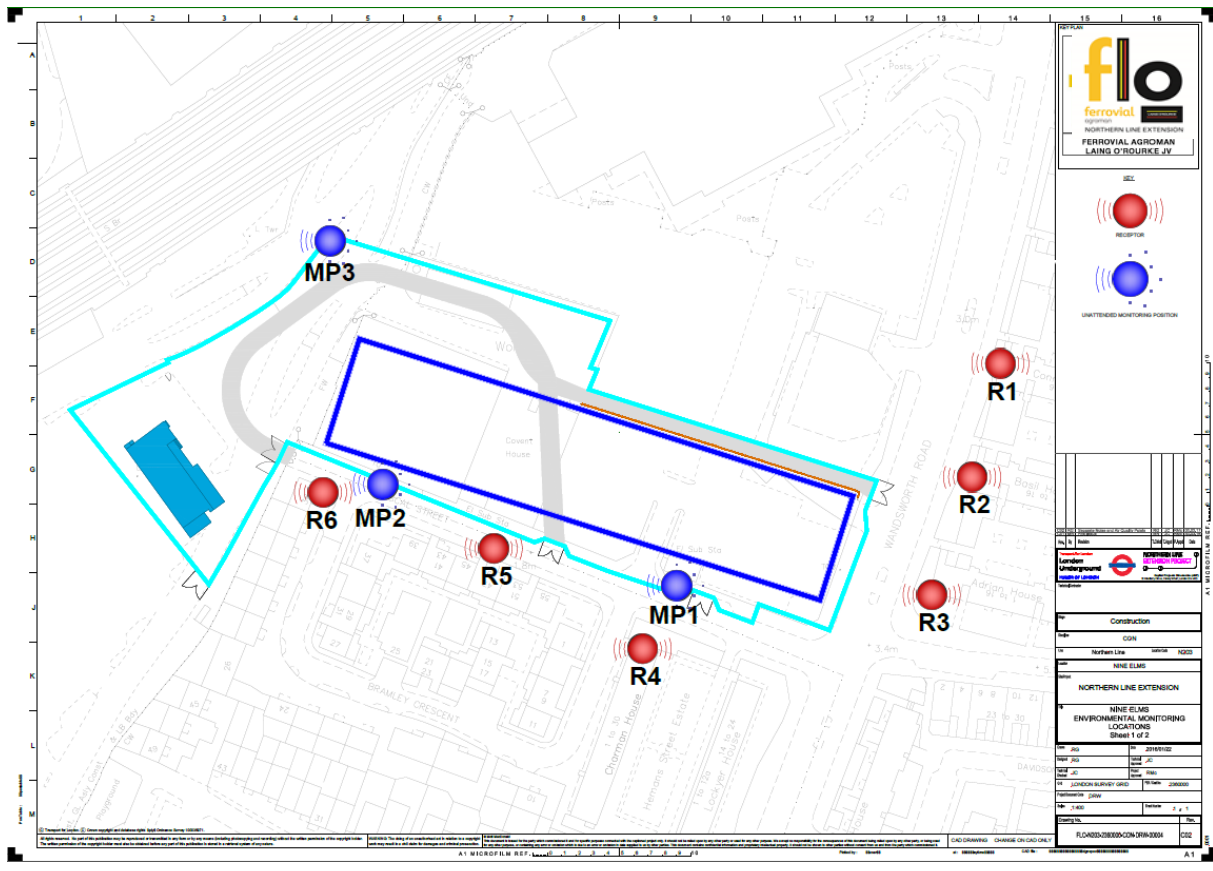
Exceedances above the limits set out in the Noise and Vibration Mitigation Scheme, included as **Appendix II** are identified along with the action taken in **Table 5** below:

Table 5

NOISE TRIGGER LOG					
Date	Receptor	Time period	Noise Level $L_{Aeq,T}$, dB (exceedance above trigger level)	Cause	Best Practicable Means check
23/10/17	R1/R2/ R3/R4	Leve	70.1(+0.1)	Late concrete pour. Concrete pump and pipe lines being washed out.	✓
27/10/17	R1/R2/ R3/R4	Leve	70.6 (+0.6)	Late concrete pour. Concrete pump and pipe lines being washed out.	✓
07/10/17	R1/R2/ R3/R4	Leve	72.0 (+2.0)	Late concrete pour. Concrete pump and pipe lines being washed out.	✓

Three exceedances occurred during the monitoring period.

APPENDIX I – SITE PLAN



APPENDIX II – NORTHERN LINE EXTENSION: CONSTRUCTION NOISE AND VIBRATION MITIGATION SCHEME

Noise Insulation

A dwelling will be eligible for noise insulation where the total noise level due to construction of the railway (pre-existing ambient plus airborne NLE construction noise), measured or predicted at a point one metre in front of the most exposed of any windows and doors in any façade of a building which is an eligible dwelling, exceeds whichever is the higher of either: a) any of the following criteria in **Table 5**.

Table 5

NOISE INSULATION TRIGGER LEVEL TABLE			
Time	Relevant Time Period	Averaging Time Period	Noise Insulation Trigger Level ($L_{Aeq, T}$) dB
Monday to Friday	07:00 – 08:00	1 hr	70
	08:00 – 18:00	10 hr	75
	18:00 – 19:00	1 hr	70
	19:00 – 22:00	3 hr	65
	22:00 – 07:00	1 hr	55
Saturday	07:00 – 08:00	1 hr	70
	08:00 – 13:00	5 hr	75
	13:00 – 14:00	1 hr	70
	14:00 – 22:00	3 hr	65
	22:00 – 07:00	1 hr	55
Sunday and Public Holidays	07:00 – 22:00	1 hr	65
	22:00 – 07:00	1 hr	55

Or

(b) 5 dB above the pre-existing airborne noise level for the corresponding times of day (i.e. the Relevant Time Periods presented in column 2 of Table 6);

And

for a period of 10 or more days of working in any 15 consecutive days or for a period of 3 or more nights (22:00-07:00) of working in any 7 consecutive nights or for a total of days exceeding 40 in any six consecutive months.

APPENDIX III – BASELINE SURVEY

Attended Survey

Baseline noise measurements were taken in the area surrounding the Nine Elms site in October 2014. Measurement locations and results can be seen below; locations were chosen in order to cover the closest sensitive receptors around the site. Further details related to the exercise are documented in the report 'T2385.1 – Northern Line Extension: Pre-construction Noise and Vibration Baseline Report'.

Table 6

ATTENDED BASELINE RESULTS			
ID	Address	Time Period	Typical $L_{Aeq,T}$ dB
NE1	Bramley Crescent.	Daytime	59.3
		Evening	46.3
		Night-time	42.2
NE2	46 Pascal Street	Daytime	61.4
		Evening	57.7
		Night-time	49.2
NE3	Wandsworth Road	Daytime	71.5
		Evening	62.2
		Night-time	60.1
NE4	Charman House (Pascal Street)	Daytime	63.9
		Evening	55.8
		Night-time	48.3

Trigger Levels

Trigger levels for each receptor, as stated in the Northern Line Extension: Construction Noise and Vibration Mitigation Scheme (**Appendix II**) are shown in **Table 7** below:

Table 7

TRIGGER LEVELS		
	Core Hours, $L_{Aeq,T}$ dB	L_{morn} and L_{eve} $L_{Aeq,T}$ dB
R1/R2/R3/R4	75.0*	70.0*
R5/R6	75.0*	70.0*

* based on the NI trigger level from **Table 5**.

APPENDIX IV – GLOSSARY

Table 8

ABBREVIATIONS	
L _{morn}	Morning values from 07:00 to 08:00 Monday to Saturday.
L _{day}	Core hours from 08:00 to 18:00 Monday to Friday, 08:00 to 13:00 Saturday. 07:00 to 21:00 on Sunday is included but not considered to be Core hours.
L _{eve}	Evening values from 18:00 to 19:00 Monday to Friday and from 13:00 to 14:00 Saturday.
Max LEN	Maximum early night values from 19:00 to 22:00 Monday to Friday, 14:00 to 22:00 Saturday and from 07:00 to 22:00 Sun.
Max LLN	Maximum late night values from 22:00 to 07:00 Monday to Sunday.
Typical LLN	Arithmetic average of the intervals for the late night time period.