

RB UK Commercial Limited
Wellcroft House, Wellcroft Road,
Slough, Berks, SL1 4AQ,
United Kingdom

Transport Trading Limited, registered number 01900907, whose registered office is at 5 Endeavour Square, London, E20 1JN (the "**Authority**") and RB UK Commercial Limited, registered number 08784077, whose registered office is at 103-105 Bath Road, Slough, Berkshire, SL1 3UH ("the **Sponsor**")

(all together the "**Parties**")

agree to the Authority's grant of the Benefits in return for the Sponsor's payment to the Authority of the Sponsorship Costs relating to a twelve-month and two week activation within 270 London Underground Stations and 176 Surface Transport Locations, beginning on the 8th January 2022, as set out in the commercial terms below and general terms appended (the "**Agreement**").

Please sign and return by e-mail to gregsymondson@tfl.gov.uk the enclosed letter to indicate your agreement.

COMMERCIAL TERMS

1. **London Underground Stations** means all London underground stations operated by TfL, except for Elizabeth Line Stations.
2. **Surface Transport Locations** means all London Bus Stations, London River Boat Services docks, Docklands Light Railway stations, London Overground Stations, TfL Rail Stations, Victoria Coach Station, Emirates Airline locations and Woolwich Ferry locations.
3. **Elizabeth Line Stations** means 44 new underground stations on the Elizabeth Line to be included in the Hand Sanitiser Scheme if the Elizabeth Line is opened at any time during the Sponsorship Period. For the avoidance of doubt, the Authority does not guarantee that the Elizabeth Line Stations will be open for any period during the Sponsorship Period and that any of the Elizabeth Line Hand Sanitiser Units will be installed at these stations.
4. **Hand Sanitiser Units** means at least 1,210 hand sanitiser dispenser units to be installed in high footfall areas within the London Underground Stations and the Surface Transport Locations.
5. **Elizabeth Line Hand Sanitiser Units** means at least 50 hand sanitiser dispenser units that may be installed in high footfall areas within Elizabeth Line Stations .
6. **Hand Sanitiser Scheme** means the provision of Hand Sanitiser Units in the London Underground Stations, Surface Transport Locations and the Elizabeth Line Stations.
7. **The Product** means 5 litre containers of Dettol hand sanitiser fluid supplied by The Sponsor to The Authority as outlined in Appendix 2. The formulation and safety considerations of which are outlined in Appendix 3.
8. **Title Sponsorship** means The Sponsor will have exclusivity as the only visible brand on the Hand Sanitiser Units or any other hand sanitiser dispensers installed at all TFL stations included in this agreement during The Sponsorship Period.
9. **TfL** means Transport for London.
10. **Benefits** means

For the duration of the Sponsorship Period as defined below and in consideration of the Sponsorship Costs being paid in accordance with Clause 3 below, the Authority shall provide and shall procure the following for the benefit of the Sponsor. Any of the following rights and related designs are subject to final approval by the Authority which shall not be unreasonably withheld or delayed.

TfL RESTRICTED

Hand Sanitiser Scheme sponsorship for the Sponsorship Period

The Sponsor shall have the right to display any updated branding on all Hand Sanitiser Units within the London Underground Stations, Surface Transport Locations and, if applicable, the Elizabeth Line Stations.

Press release means press release issued by the TfL press office announcing the Sponsorship.

11. **Sponsor Logo** means the following:



The Sponsor hereby grants to the Authority for the Sponsorship Period a non-exclusive, non-transferable, royalty-free licence to use the Sponsor's Logo(s) solely for the purposes of promoting the Sponsor's involvement with the Project and in accordance with the terms of this Agreement and any guidance or other instructions issued by the Sponsor from time to time. The Authority shall not take any action which denigrates The Sponsor trademarks or in any way devalues the good will associated with The Sponsor's products (including without limitations altering The Sponsor trade marks in any way or using on goods similar to The Sponsor's products any marks or any-get up similar to that associated with The Sponsor's products). The Authority must request prior approval in writing from the Sponsor for any asset including the Sponsor's trademark or logo.


12. **Authority Logo(s)** means the following:



The Authority hereby grants to the Sponsor for the Sponsorship Period a non-exclusive, non-transferable, royalty-free licence to use the Authority's Logo(s) solely for the purposes of promoting the Authority's involvement with the Project and in accordance with the terms of this Agreement and any guidance or other instructions issued by the Authority from time to time.

13. **Official Partnership Logo** means the following:

The Authority hereby grants to the Sponsor for the Sponsorship Period a non-exclusive, non-transferable, royalty-free licence to use the Official Partnership Logo solely for the purposes of promoting the partnership with the Project and in accordance with the terms of this Agreement and any guidance or other instructions issued by the Parties from time to time.



**Official Hand Sanitiser Partner
of Transport for London**

14. **Sponsorship Costs** means £708,000 plus VAT payable as follows:

- £177,000 plus VAT invoiced before 1st March 2022
- £177,000 plus VAT invoiced before 1st June 2022
- £177,000 plus VAT invoiced before 1st September 2022
- £177,000 plus VAT invoiced before 1st December 2022

For the avoidance of doubt time shall be of the essence for the payment of Sponsorship Costs.

15. **Branding Refresh Costs** means £124,260.95 plus VAT payable as follows:

- £62,130.47 plus VAT invoiced before the 4th Feb 2022
 - £62,130.47 plus VAT invoiced upon completion of the branding installation on all modes excluding the Elizabeth Line.
- Planned installation start date: no later than two weeks from the final AW being delivered
 - Planned Completion Date: eight weeks from the start of the installation - no later than 31/03/2022 (excluding Elizabeth Line)
 - For the avoidance of doubt, branding shall be installed in new Elizabeth Line stations within 6 weeks of opening.
16. The Authority will invoice the Sponsor for the Sponsorship Costs, which will be payable by 90 days end of month +1 following the receipt of the invoice
17. **Product Supply** means the provision of hand sanitiser (the Product) by the Sponsor to the Authority under the terms described in Appendix 2. The Authority procures that any third party involved in the station activation, agents or subcontractors, including but not limited to the contracted cleaning partner, should also comply with the terms and obligations of the present agreement
18. **Sponsorship Period** means the period commencing at 00:01 on 8th January 2022 and continuing until 23:59 7th January 2023 inclusive or such other period as mutually agreed between the Parties.
19. **First Refusal Date** means The Sponsor must inform the Authority if they wish to extend the Sponsorship Period before 7th November 2022. The Authority shall not solicit any other Title Sponsor for the Hand Sanitiser Scheme before the First Refusal Date or after the Sponsor has declined in writing the right to extend the Sponsorship Period.

The Authority reserves the right to end the hand sanitiser scheme at the end of the Sponsorship Period. In which case the Sponsor will not be able to extend the Sponsorship Period.

20. **Supply Process** means the process for ordering the Product under the terms described in Appendix 6.

21. **Product Supply Review Meeting** means the dates on which the Authority and the Sponsor shall meet to discuss the Product Supply quantities and agree upon any increase or decrease in the Product quantities as outlined in Appendix 2. The meetings shall take place on the following dates:

- First Product Supply Review Meeting: 11th May 2022
- Second Product Supply Review Meeting: 7th September 2022

22. **Project** means the delivery of the Benefits during the Sponsorship Period.

23. **Launch Date** means the first day of the Sponsorship Period on 8th January 2022 or such other date as mutually agreed between the Parties

SIGNED FOR AND BEHALF OF THE PARTIES

DocuSigned by:

Julie Dixon
Julie Dixon

Head of Information, Design & Partnerships

2/14/2022 | 14:19 GMT

.....
Duly authorised signatory
for the Authority

DocuSigned by:

Nuria Antoja
Nuria Antoja

Marketing Director

2/14/2022 | 14:54 GMT

.....
Duly authorised signatory
for the Sponsor

APPENDIX 1- GENERAL TERMS

1. The Sponsor shall pay the Sponsorship Costs in the manner and on the dates required by this Agreement.
2. In the event that the Sponsor fails to pay any fee or cost or meet any other obligation in accordance with this Agreement, the Authority may without prejudice to its other rights under this Agreement elect to withdraw the relevant element of the Benefits, offer an alternative or reduced Benefit(s) or deliver the Benefit(s) notwithstanding such late payment but recover the relevant sum(s) later.
3. If requested by the Sponsor, the Authority shall acknowledge the Sponsor's participation in the Project by incorporating the Sponsor's name and/or the Sponsor Logo on the literature, programmes, advertisements and posters. The Authority shall have the sole right of approving all such literature and materials.
4. If requested by the Authority, the Sponsor shall acknowledge its participation in the Project by incorporating the Sponsor's name and/or the Sponsor Logo on the literature, programmes, advertisements and posters. The Authority must request prior approval in writing of any material including the Sponsor trademarks or logo and the Sponsor shall have the sole right of approving all such literature and materials.
5. Either Party may terminate this Agreement at any time if: (a) the other party goes into liquidation, receivership, administrative receivership, administration, becomes insolvent or ceases trading or a petition is presented for its winding-up or bankruptcy; (b) the other demonstrates or declares, whether by words, actions or inactions, that it shall adhering to any obligation of this Agreement; or (c) circumstances arise from which there is a risk of damage to one party by reason of the conduct of, or adverse publicity about the other party, by giving the notice in writing to bring the Agreement to an end immediately,
6. The Sponsor shall remain liable for the Sponsorship Costs in full in the event that (a) the Sponsor determines that it no longer wishes to be associated with the Project unless terminated in the circumstances described in paragraph 4 ; or (b).
7. Either Party may give notice to terminate this Agreement in the event that the other: (a) breaches this Agreement and fails to remedy such breach within 14 days of notice given by the Party not in breach to the other; or (b) breaches this Agreement where such breach is not capable of remedy.
8. The Authority accepts no responsibility for any reason beyond the Authority's control, including but without limitation any act of God, fire, national or local disaster or strike or labour dispute of whatever nature. The Sponsor shall indemnify the Authority in respect of all claims, damages, costs and fees (including (without limitation) legal costs) howsoever and whensoever arising (including, without limitation, claims, damages and costs in respect of death, personal injury or damage to property (and consequential loss)) resulting from any direct and material breach of this Agreement, negligence, or breach of statutory or other duty by the Sponsor or any person acting on its behalf.
9. The Sponsor hereby grants to the Authority a non-exclusive and royalty free licence to use the Sponsor Logo in relation to the Project. The Authority shall at its absolute discretion be entitled to transfer such licence to Transport for London or any of Transport for London's subsidiaries (as defined in section 1159 of the Companies Act 2006). Such licence shall terminate upon expiry or earlier termination of this Agreement provided always that the Sponsor acknowledges and agrees that: (a) following expiry or earlier termination by the Authority, the Authority shall be entitled to continue to use the Sponsor Logo in its reporting of outcomes of the Project, general historical reporting of the Project and for archive purposes; and (b) following any earlier termination by the Sponsor the Authority shall be entitled to a reasonable period within which to remove the Sponsor Logo from Project related materials such period to be no less than two (2) calendar months.

10. Neither Party shall do anything to impair the rights of the other Party in its trademarks or other intellectual property and neither Party shall represent that it has any right to (or to use) such trademarks except as expressly permitted under this Agreement. All rights in and to the Project, its name, get-up, logos, goodwill and reputation, and any related intellectual property rights, shall remain owned by the Authority, save for any intellectual property rights existing in the Sponsor Logo. Neither Party shall do or permit any act within its control which may be derogatory to the other Party, its products or services, its brands or trade or service marks or is likely in any way to damage or impair the high standing or reputation of that Party. Subject to Clause 9, in the event of termination of this Agreement, all rights of one Party to use the other Party's trademarks or other intellectual property ends immediately.
11. The Sponsor shall indemnify and hold harmless the Authority against any claims, damages, costs, fees (including (without limitation) legal costs), expenses, loss or damage incurred by Authority as a result of a claim or allegation that any promotional or other material infringes, by reason of incorporating any of the Sponsor's marks or any content (such as text, graphics or photography) supplied by the Sponsor infringes the intellectual property rights of a third party.
12. The Sponsor undertakes to maintain in strictest confidence and not to disclose to any third party without the prior written consent of the Authority any trade or business secret or other information by its nature or expressed to be confidential supplied by the Authority to the Sponsor. The Sponsor gives its consent for the Authority to publish this Agreement and ancillary information/documentation.
13. The Sponsor shall not, and shall procure that any person acting on its behalf shall not, pay any commission, fees or grant any rebates to any employee, officer or agent of the Authority nor favour employees, officers or agents of the Authority with gifts or entertainment of significant cost or value nor enter into any business arrangement with employees, officers or agents of the Authority without the Authority's written approval.
14. Any notice, demand or communication required to be given in connection with this Agreement will be in writing and may be delivered by hand, prepaid recorded delivery first class post or facsimile addressed to the recipient at its registered office or any other address (including a facsimile number) notified to the other Party in writing in accordance with this paragraph as an address to which notices, invoices and other documents may be sent. The notice, demand or communication will be deemed to have been duly served if delivered by (a) hand, at the time of delivery; or (b) post, 2 business days after being posted or in the case of airmail 14 business days after being posted.
15. The Agreement is personal to the Sponsor who may not assign or otherwise transfer any rights or obligations under this Agreement without the prior written consent of the Authority.
16. If any provision of this Agreement shall be held to be invalid, illegal or unenforceable for any reason the validity of the remaining provisions shall not be affected.
17. No waiver of any provision of this Agreement shall be effective unless expressly stated to be waived and communicated in writing to the other Party.
18. Nothing in this Agreement shall constitute or be deemed to constitute any partnership or agency arrangement between the Parties.
19. Save that any subsidiary (as defined in section 1159 of the Companies Act 2006) of the Authority has the right to enforce the terms of this Agreement in accordance with the Contracts (Rights of Third Parties) Act 1999 ("Third Party Act"), the Parties do not intend that any of the terms of this Agreement shall be enforceable by virtue of the Third Party Act by any person not a party to it provided always that the Parties are entitled to vary or rescind this Agreement without the consent of any other person including such Authority subsidiaries.
20. Any variation to this Agreement agreed by the Parties shall be recorded in writing.

21. The laws of England govern this Agreement and the Parties shall submit to the exclusive jurisdiction of the English courts.

APPENDIX 2 – SUPPLY TERMS AND CONDITIONS

1. Quantity and delivery:

- The Parties agree that the Sponsor would supply the Product in quantities and on dates mutually agreed between them. Unless otherwise agreed, 60,000 litres of product will be delivered for the duration of the Sponsorship Period.
- In case of an increase in demand for the Product beyond expected levels (60,000 litres during the Sponsorship Period) The Sponsor will provide up to an additional 10% of the Product (6,000 litres) free of charge. Any additional product needed during the Sponsorship Period beyond 66,000 litres will be purchased by the Authority under applicable RB standard Terms and Conditions of Sales available at <http://www.rb.com/TCs-Sale-RB-Products>.
- The Sponsor will deliver the Product to addresses within Greater London provided by the Authority and mutually agreed between the parties during the Sponsorship Period.

The Products shall be at The Authority's risk from the time of delivery.

2. The Authority's obligations

- The Authority must ensure implementation of the hand sanitiser dispensers as described in Appendix 4
- The Authority is responsible to order the Products according to the Supply Process included in Appendix 3.

The Authority is responsible to ensure that the Hand Sanitiser Units will be kept in working order for the duration of the Sponsorship Period. The Authority is responsible for repairing any damaged hand sanitiser within seven working days following the damage being reported. Repairs should cover any damage to the dispenser's structure itself or to the outer branding material.

- The Authority shall store the Products in its premises in a proper manner in conditions which adequately protect and preserve the Products without any charge to the Sponsor, and not tamper with any identification upon the Products or their packaging. The Sponsor shall be entitled to examine any such Products in storage (and in the case of third-part storage, The Authority shall procure such right to the Sponsor) at any time during normal business hours upon giving reasonable notice.
- The Authority shall always at all times ensure that during the opening hours of the London Underground Stations, The Surface Transport Locations and, if applicable, the Elizabeth Line Stations, the Hand Sanitiser Units shall be refilled in a timely manner to ensure passengers 'usages.
- The Authority guarantees that the Sponsor's branded dispensers will not be refilled with any other product than the one provided by the Sponsor for the duration of the Sponsorship Period, under the terms of this agreement.
- The Authority guarantee that the Product will not be used to refill other dispensers (not branded by the Sponsor) at any time during or after the Sponsorship agreement.

3. The Sponsor's Obligations

- The Sponsor is responsible for ensuring a consistent and timely supply of the Product to the Authority in quantities and on dates mutually agreed between the Parties according to the process included in Appendix 3 .

- The Sponsor understands that failure to deliver the Product on time and in the agreed quantities will impact the Authority's ability to deliver the Commercial Terms of this agreement.
- If the Sponsor failure to supply the Product results in the Authority being unable to refill the Sponsor's branded dispensers, the Authority reserves the right to refill the dispensers with a product from an alternative supplier. In such an event, the Sponsor will have the option to remove their branding from the affected hand sanitiser dispensers at the Sponsor's cost and prior written notice must be given to the Sponsor
- The Sponsor shall seek written permission by the Authority if at any point during the Sponsorship Period they wish to supply an alternative Product to the one specified in Appendix 5 of this Agreement. The Authority reserves the right to refuse permission. Such permission will not be unreasonably withheld.

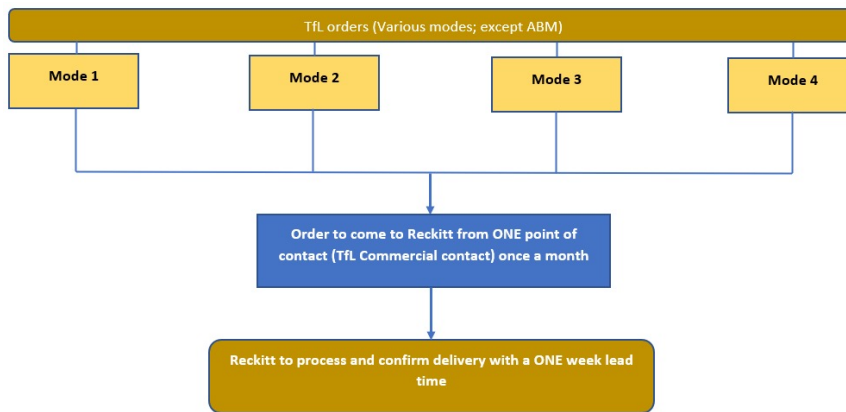
APPENDIX 3 – SUPPLY PROCESS



Order/delivery proposal



- RB propose the below order schedule for all delivery points to lessen complexity in the manual order process
- This gives one dedicated slot periodically for sites to confirm orders and RB to manually process (ONE week lead time is required)
- Deliveries taking place each Friday for ALL modes (ABM requiring longer lead time, explained in following slide)



- Order placed on first Thursday of every month
- Delivery to occur on the following Friday

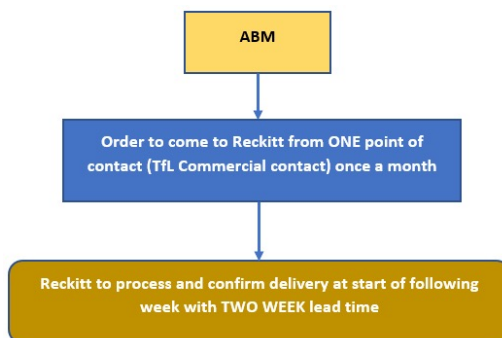
Mo	Tu	We	Th	Fr	Sa	Su
1	2	3	4	5	6	7
8	9	10	11	12	13	14
15	16	17	18	19	20	21
22	23	24	25	26	27	28
29	30	31	1	2	3	4



Order/delivery proposal (ABM)



- ABM requiring long lead-time for delivery
- Reasons are as follows:
 - Logistical issues (truck driver availability)
 - System issue (more micro-managing of ABM orders, resulting in further scrutiny over delivery process)
- Proposal:



Mo	Tu	We	Th	Fr	Sa	Su
1	2	3	4	5	6	7
8	9	10	11	12	13	14
15	16	17	18	19	20	21
22	23	24	25	26	27	28
29	30	31	1	2	3	4



Email Order Template



- All modes to complete Excel order form and send to TFL Commercial contact
- Tfl contact to collate & then send order over to Reckitt Supply team for processing
- E-mail format: Subject to include 'TFL 5L Orders – DD.MM.YYYY'
- Attachment to be included in Excel format; following details requested:
- Where 'Mode name' is stated, put in place name of modes the order is for
- Create multiple sheets for ALL ordering modes
- Rows 17-22 is applicable to ABM only (all other modes order small/incremental volumes)

	A	B	C	D
1				
2	Product ordered	3181035		
3				
4	Quantity required (cases; each cases contains 20L)			
5				
6	Mode contact name:			
7				
8	Mode contact number:			
9				
10	Mode delivery address:			
11				
12				
13				
14				
15				
16				
17	APPLICABLE TO ABM ONLY			
18	Tail lift required (Y/N)			
19				
20	Fork lift present at site (Y/N)			
21				
22	Able to accommodate 26T/Arctic vehicle (Y/N)			
23				
24				
25				
26				
27				

Mode name

APPENDIX 4 – LIST OF LOCATIONS AND NUMBERS OF DISPENSERS

Station	Ticket Hall	Total Number Dispensers installed
Acton Town	Acton Town, Way in/out barrier in tickethall	2
Aldgate	Aldgate, only one entrance	4
Aldgate East	Aldgate East, EAST GATES	2
Aldgate East	Aldgate East, WEST GATES	4
Alperton	Alperton, Way in/out barrier in TicketHall	1
Amersham	Amersham, Way in/out barrier in TicketHall	2
Angel	Angel, Main entrance	6
Archway	Archway, Top of down escalator in Ticket Hall	4
Arnos Grove	Arnos Grove, Way in barrier in Ticket Hall	2
Arsenal	Arsenal, Way in barrier in Ticket Hall	1
Baker Street	Baker Street, BAKERLOO GATES	4
Baker Street	Baker Street, CHILTERN GATES	2
Baker Street	Baker Street, ENTRY GATES+MAIN GATES	4
Balham	Balham, only entrance	4
Bank & Monument	Bank & Monument, ENTRY GATES+MAIN GATES central TH	6
Bank & Monument	Bank & Monument, Monument Gates	6
Bank & Monument	Bank & Monument, NORTHERN GATES	6
Bank & Monument	Bank & Monument, W&C GATES	6
Bank & Monument	Bank & Monument - Walbrook	2
Barbican	Barbican, LUL - entrance	4
Barkingside	Barkingside, Way in/out barrier in TicketHall	1
Barons Court	Barons Court, Way in/out barrier in Ticket Hall	4
Bayswater	Bayswater, only entrance	2
Becontree	Becontree, Way in/out barrier in TicketHall	2
Belsize Park	Belsize Park, Way in barrier to lifts at Booking Hall level	1
Bermondsey	Bermondsey, only one entrance	3
Bethnal Green	Bethnal Green, LUL - entrance	4
Blackfriars	Blackfriars, only one entrance	6
Blackhorse Road	Blackhorse Road, only one entrance	4
Bond Street	Bond Street, NEAR GATES+CENTRE GATES+FARGATES	6
Boston Manor	Boston Manor, Way in/out barrier in TicketHall	2
Bounds Green	Bounds Green, Top of down escalator & stairs in Ticket Hall	2
Bow Road	Bow Road, Way in/out barrier in TicketHall	2
Brent Cross	Brent Cross, Way in barrier in Ticket Hall	2
Brixton	Brixton, only one entrance	6
Bromley-by-Bow	Bromley-by-Bow, Way in/out barrier in TicketHall	2
Buckhurst Hill	Buckhurst Hill, Way in/out barrier in TicketHall	2
Burnt Oak	Burnt Oak, Way in/out barrier in TicketHall	2
Caledonian Road	Caledonian Road, Way in/out barrier in TicketHall	2

Camden Town	Camden Town, Way in barrier in Ticket Hall	2
Canada Water	Canada Water, only one entrance	4
Canary Wharf	Canary Wharf, East Gates	6
Canary Wharf	Canary Wharf, West Gates	6
Canning Town	Canning Town, only one entrance	4
Cannon Street	Cannon Street, only one entrance	4
Canons Park	Canons Park, Way in/out barrier in TicketHall	2
Chalfont & Latimer	Chalfont & Latimer, Way in/out barrier in TicketHall	2
Chalfont & Latimer	Chalfont & Latimer, Way in/out barrier on Northbound platform	2
Chancery Lane	Chancery Lane, ENTRY GATES+MAIN GATES	6
Chesham	Chesham, Way in/out barrier in TicketHall	2
Chigwell	Chigwell, Way in/out barrier in TicketHall	1
Chiswick Park	Chiswick Park, Way in/out barrier in TicketHall	2
Chorleywood	Chorleywood, To/from Northbound platform	1
Chorleywood	Chorleywood, Way in/out barrier in TicketHall	1
Clapham Common	Clapham Common, Top of down escalator & stairs in Ticket Hall	4
Clapham North	Clapham North, only one entrance	2
Clapham South	Clapham South, only one entrance	3
Cockfosters	Cockfosters, Way in/out barrier in TicketHall	2
Colindale	Colindale, Way in/out barrier in TicketHall	2
Colliers Wood	Colliers Wood, Top of down escalator & stairs in Ticket Hall	2
Croxley	Croxley, Way in/out barrier in TicketHall	2
Dagenham East	Dagenham East, Way in/out barrier in TicketHall	2
Dagenham Heathway	Dagenham Heathway, only one entrance	2
Debden	Debden, Way in/out barrier in TicketHall	2
Dollis Hill	Dollis Hill, Way in/out barrier in TicketHall	2
Ealing Broadway	Ealing Broadway, main gates	2
Ealing Common	Ealing Common, Way in/out barrier in TicketHall	2
Earl's Court	Earl's Court, MAIN GATES	4
Earl's Court	Earl's Court, WARWICK RD GATES	2
East Acton	East Acton, Way in/out barrier in TicketHall	1
East Finchley	East Finchley, TH	4
East Ham	East Ham, only one entrance	4
East Putney	East Putney, Way in/out barrier in TicketHall	2
Eastcote	Eastcote, Way in/out barrier in TicketHall	1
Edgware	Edgware, only one entrance	2
Edgware Road (Bak)	Edgware Road (Bak), only one entrance	4
Edgware Road (Cir)	Edgware Road (Cir), AUXIL GATES	2
Edgware Road (Cir)	Edgware Road (Cir), MAIN GATES	2
Elephant & Castle	Elephant & Castle, BAK ENTRY GATES+BAK EXIT GATES	2
Elephant & Castle	Elephant & Castle, NORTHERN GATES	2
Elm Park	Elm Park, Way in/out barrier in TicketHall	2
Embankment	Embankment, only one entrance	6

Epping	Epping, Ungated entry/exit with reader	1
Epping	Epping, Way in/out barrier in TicketHall	1
Euston	Euston, ENTRY GATES+MAIN GATES+EXITGATES	6
Euston Square	Euston Square, More gates	4
Euston Square	Euston Square, NEAR GATES+FAR GATES	3
Fairlop	Fairlop, Way in/out barrier in TicketHall	1
Farringdon	Farringdon Intergrated Ticket Hall	4
Farringdon	Farringdon, MAIN GATES	4
Farringdon	Farringdon, TURNMILL TH	6
Finchley Central	Finchley Central, Ungated entry/exit	2
Finchley Central	Finchley Central, Way in barrier in Ticket Hall	2
Finchley Road	Finchley Road, Way in/out barrier in TicketHall	4
Finsbury Park	Finsbury Park, Station Place Ticket Hall end of tube access only passage	3
Finsbury Park	Finsbury Park, Goodwin St	5
Fulham Broadway	Fulham Broadway, Way in/out barrier in TicketHall	4
Gants Hill	Gants Hill, only one entrance	2
Gloucester Road	Gloucester Road, only one entrance	2
Golders Green	Golders Green, North End Road Ticket Hall Way in/out barrier	2
Goldhawk Road	Goldhawk Road, Way in/out barrier in TicketHall	2
Grange Hill	Grange Hill, Way in/out barrier in TicketHall	2
Great Portland Street	Great Portland Street, only one entrance	3
Green Park	Green Park, Picc & Vic gates	6
Greenford	Greenford, Way in/out barrier in TicketHall	2
Gunnersbury	Gunnersbury, Top of stairs to platform	2
Hainault	Hainault, Way in/out barrier in TicketHall	2
Hammersmith (Dis)	Hammersmith (Dis), B' wick gate	4
Hammersmith (Dis)	Hammersmith (Dis), Main Gates	4
Hammersmith (H&C)	Hammersmith (H&C), Way in/out barrier in TicketHall	2
Hampstead, Way	Hampstead, Way in barrier in Ticket Hall	1
Hanger Lane	Hanger Lane, Way in/out barrier in TicketHall	2
Harlesden	Harlesden, Way in/out barrier in TicketHall	2
Harrow & Wealdstone	Harrow & Wealdstone, Harrow Ticket Hall Way in/out barrier	2
Harrow & Wealdstone	Harrow & Wealdstone, Wealdstone TH Way in/out barrier	2
Harrow-on-the-Hill	Harrow-on-the-Hill, LUL- entrance	4
Hatton Cross	Hatton Cross, Way in/out barrier in TicketHall	2
Heathrow Terminals 123	Heathrow Terminals 123, entrance	2
Hendon Central	Hendon Central, Way in/out barrier in TicketHall	2
High Barnet	High Barnet Ticket Hall 1	2
High Barnet	High Barnet Ticket Hall 2	2
High Street Kensington	High Street Kensington, only one entrance	4
Highbury & Islington	Highbury & Islington, LUL - entrance	6
Highgate	Highgate, Top of down escalator & stairs in Ticket Hall	3
Hillingdon	Hillingdon, Way in/out barrier in TicketHall	2

Holborn	Holborn, ENTRY GATES+MAIN GATES	6
Holland Park	Holland Park, Way in/out barrier in TicketHall	1
Holloway Road	Holloway Road, Way in/out barrier in TicketHall	2
Hornchurch	Hornchurch, Way in/out barrier in TicketHall	2
Hounslow Central	Hounslow Central, Way in/out barrier in TicketHall	2
Hounslow East	Hounslow East, Way in/out barriers	2
Hounslow West	Hounslow West, Way in barrier in Ticket Hall	2
Hyde Park Corner	Hyde Park Corner, only one entrance	2
Ickenham	Ickenham, Way in/out barrier in TicketHall	1
Kennington	Kennington, Way in/out barrier in TicketHall	2
Kensal Green	Kensal Green, Way in/out barrier in TicketHall	2
Kentish Town	Kentish Town, Way in/out barrier in TicketHall	2
Kenton	Kenton, Way in/out barrier in TicketHall	2
Kew Gardens	Kew Gardens, Way in barrier on Westbound platform	2
Kew Gardens	Kew Gardens, Way in barriers on Eastbound platform	2
Kilburn	Kilburn, Way in/out barrier in TicketHall	3
Kilburn Park	Kilburn Park	1
King's Cross St. Pancras	King's Cross St. Pancras, Met gates = INNER EXIT G+OUTER EXIT G+MAIN ENTRY	6
King's Cross St. Pancras	King's Cross St. Pancras, Northern TH	6
King's Cross St. Pancras	King's Cross St. Pancras, TMSLNK GATES	6
King's Cross St. Pancras	King's Cross St. Pancras, TUBE GATES	6
Kingsbury	Kingsbury, Way in/out barrier in TicketHall	2
Knightsbridge	Knightsbridge, EAST GATES	2
Knightsbridge	Knightsbridge, WEST GATES	2
Ladbroke Grove	Ladbroke Grove, Way in/out barrier in TicketHall	1
Lambeth North	Lambeth North, only one entrance	2
Latimer Road	Latimer Road, Way in barrier in Ticket Hall	2
Leicester Square	Leicester Square, NTHN GATES	4
Leicester Square	Leicester Square, PICC GATES	4
Leyton	Leyton, only one entrance	4
Leytonstone	Leytonstone, only one entrance	4
Liverpool Street	Liverpool Street, BROAD ST GATES	5
Liverpool Street	Liverpool Street, CENTRAL GATES	6
Liverpool Street	Liverpool Street, MAIN GATES	6
London Bridge	London Bridge, Borough High st gates	3
London Bridge	London Bridge, Main Hall Jubilee Gates	3
London Bridge	London Bridge, Main Hall Northern Gates	3
Loughton	Loughton, Way in/out barrier in TicketHall	2
Maida Vale	Maida Vale, Top of down escalator & stairs in Ticket Hall	2
Mansion House	Mansion House, only one entrance	4
Marble Arch	Marble Arch, MAIN GATES+ENTRY GATES	3
Marylebone	Marylebone, only one entrance	4
Mile End	Mile End, only one entrance	4

Mill Hill East	Mill Hill East, Top of stairs in Ticket Hall	2
Moor Park	Moor Park, Way in/out barrier in TicketHall	2
Moorgate	Moorgate, GREAT NTHN GATES	6
Moorgate	Moorgate, MAIN GATES	4
Moorgate	Moorgate, MET GATES	4
Morden	Morden, only one entrance	4
Mornington Crescent	Mornington Crescent, only one entrance	1
Neasden	Neasden, Way in/out barrier in TicketHall	2
Newbury Park	Newbury Park, Way in/out barrier in TicketHall	2
North Acton	North Acton, Way in/out barriers in Ticket Hall	1
North Ealing	North Ealing, Way in/out barrier in TicketHall	1
North Greenwich	North Greenwich, only one entrance	6
North Harrow	North Harrow, Way in/out barrier in TicketHall	2
North Wembley	North Wembley, Way in/out barrier in TicketHall	2
Northfields	Northfields, Way in/out barrier in TicketHall	2
Northolt	Northolt, Way in/out barrier in TicketHall	2
Northwick Park	Northwick Park, Top of stairs to platforms	2
Northwood	Northwood Hills, Way in/out barrier in TicketHall	2
Northwood Hills	Northwood, Way in/out barrier in TicketHall	2
Notting Hill Gate	Notting Hill Gate, only one entrance	4
Oakwood	Oakwood, Way in barrier in Ticket Hall	2
Old Street	Old Street, GATES	6
Osterley	Osterley, Way in/out barrier in TicketHall	2
Oval	Oval, Way in/out barrier in TicketHall	2
Oxford Circus	Oxford Circus, ARGYLL GATES	4
Oxford Circus	Oxford Circus, LEFT GATES+CENTRE GATES+RIGHT GATES	5
Paddington	Paddington, BAKERLOO GATES	4
Paddington	Paddington, LAWN GATES	4
Paddington	Paddington, PRAED ST GATES	2
Paddington	Paddington, SUBURBAN GATES	4
Park Royal	Park Royal, Way in/out barrier in TicketHall	1
Parsons Green	Parsons Green, Way in/out barrier in TicketHall	4
Perivale	Perivale, Top of stairs to platform	2
Piccadilly Circus	Piccadilly Circus, only one entrance	6
Pimlico	Pimlico, only one entrance	4
Pinner	Pinner, Way in barrier on Northboundplatform	1
Pinner	Pinner, Way in/out barrier in TicketHall	1
Plaistow	Plaistow, only one entrance	2
Preston Road	Preston Road, Way in/out barrier in TicketHall	2
Putney Bridge	Putney Bridge, Way in/out barrier in TicketHall	2
Queen's Park	Queen's Park, Way in/out barrier in TicketHall	2
Queensbury	Queensbury, Way in/out barrier in TicketHall	2
Queensway	Queensway, only one entrance	2

Ravenscourt Park	Ravenscourt Park, Way in/out barrier in TicketHall	2
Rayners Lane	Rayners Lane, Way in/out barrier in TicketHall	2
Redbridge	Redbridge, Way in/out barrier in TicketHall	1
Rickmansworth	Rickmansworth, Way in/out barrier in TicketHall	2
Roding Valley	Roding Valley, Way in/out barrier on platform 1	2
Royal Oak	Royal Oak, Way in/out barrier in TicketHall	1
Ruislip	Ruislip, Way in/out barrier in TicketHall	1
Ruislip Gardens	Ruislip Gardens, Way in/out barrier in TicketHall	2
Ruislip Manor	Ruislip Manor, Way in/out barrier in TicketHall	1
Russell Square	Russell Square, only one entrance	4
Seven Sisters	Seven Sisters, 7 SIS RD GATES	4
Seven Sisters	Seven Sisters, HIGH RD GATES	2
Shepherd's Bush (Cen)	Shepherd's Bush (Cen), Top of down escalator & emergency stairs in Ticket Hall	6
Shepherd's Bush (H&C)	Shepherd's Bush (H&C), Way in barrier in Ticket Hall	2
Sloane Square	Sloane Square, only one entrance	4
Snaresbrook	Snaresbrook, Way in barrier in Ticket Hall on Eastbound platform	2
Snaresbrook	Snaresbrook, Way in barrier on Westbound platform	2
South Ealing	South Ealing, Way in /out barrier in Ticket Hall	2
South Harrow	South Harrow, Way in/out barrier in TicketHall	2
South Kensington	South Kensington, only one entrance	6
South Kenton	South Kenton, Way in/out barrier to/from platform	2
South Ruislip	South Ruislip, Top of stairs to/from Central Line platforms	2
South Woodford	South Woodford, Way in/out barrier on Eastbound platform	2
South Woodford	South Woodford, Way in/out barrier on Westbound platform	2
Southfields	Southfields, Way in/out barrier in TicketHall	2
Southgate	Southgate, Way in/out barrier in TicketHall	1
Southgate	Southgate, Way out barrier	1
Southwark	Southwark, Main Gates	3
Southwark	Southwark, West Gates	2
St. John's Wood	St. John's Wood, Top of down escalator & stairs in Ticket Hall	2
St. Paul's	St. Paul's, ENTRY GATES+MAIN GATES	6
Stamford Brook	Stamford Brook, Way in/out barrier in TicketHall	2
Stanmore	Stanmore, Way in/out barrier in TicketHall	2
Stockwell	Stockwell, only one entrance	4
Stonebridge Park	Stonebridge Park, Way in barrier in Ticket Hall	2
Stratford	Stratford, STRATFORD MEZZANINE T H	6
Stratford	Stratford, STRATFORD NORTHERN T H	5
Stratford	Stratford, STRATFORD T H	6
Sudbury Hill	Sudbury Hill, Way in/out barrier Ticket Hall	1
Sudbury Town	Sudbury Town, Way in/out barrier on Eastbound platform	1
Sudbury Town	Sudbury Town, Way in/out barrier on Westbound platform	1
Swiss Cottage	Swiss Cottage, Top of down escalator & stairs in Ticket Hall	2
Theydon Bois	Theydon Bois, Way in/out barrier in TicketHall	2

Tooting Bec	Tooting Bec, only one entrance	4
Tooting Broadway	Tooting Broadway, only one entrance	4
Tottenham Court Road	Tottenham Court Road, ENTRY GATES+MAIN GATES+EXITGATES	6
Tottenham Hale	Tottenham Hale, only one entrance	4
Totteridge & Whetstone	Totteridge & Whetstone, Way in/out barrier in TicketHall	2
Tower Hill	Tower Hill, ENTRANCE GATES	4
Tower Hill	Tower Hill, EXIT GATES	4
Turnham Green	Turnham Green, Way in/out barrier in TicketHall	2
Turnpike Lane	Turnpike Lane, only one entrance	2
Upminster Bridge	Upminster Bridge, Way in/out barrier in TicketHall	2
Upney	Upney, Way in/out barrier in TicketHall	2
Upton Park	Upton Park, barrier in Ticket Hall Westbound	2
Uxbridge	Uxbridge, only one entrance	2
Vauxhall	Vauxhall, only one entrance	6
Victoria	Victoria, Brassenden Place	6
Victoria	Victoria, DIST GATES	6
Victoria	Victoria, ENTRY GATES+MAIN GATES	6
Walthamstow Central	Walthamstow Central, LUL - entrance	2
Wanstead	Wanstead, Way in /out barrier in Ticket Hall	2
Warren Street	Warren Street, ENTRY GATES+MAIN GATES	6
Warwick Avenue	Warwick Avenue, Top of down escalator & stairs in Ticket Hall	2
Waterloo	Waterloo, JLE Ticket gates	6
Waterloo	Waterloo, middle gates and Bakerloo	6
Waterloo	Waterloo, SHELL GATES	2
Waterloo	Waterloo, ticket window side of main hall gates	4
Watford	Watford, Way in/out barrier in TicketHall	2
Wembley Central	Wembley Central, Way in/out barriers in Ticket Hall	2
Wembley Park	Wembley Park, Way in barrier in Ticket Hall (P1) - amalg the two manual count points	4
West Acton	West Acton, Way in/out barrier in TicketHall	2
West Brompton	West Brompton, Ungated entry/exit with reader	2
West Brompton	West Brompton, Way in/out barrier in TicketHall	2
West Finchley	West Finchley, Way in barrier on Southboundplatforms (P2)	1
West Finchley	West Finchley, Way in/out barrier in TicketHall (P1)	1
West Ham	West Ham, Ticket Hall	2
West Hampstead	West Hampstead, Way in/out barrier in TicketHall	2
West Harrow	West Harrow, Stairs to Westbound platform	1
West Harrow	West Harrow, Way in/out barrier to Eastbound platform	1
West Kensington	West Kensington, platform (Ticket Hall access to station)	2
West Ruislip	West Ruislip, Top of stairs to/form Central Line platforms	2
Westbourne Park	Westbourne Park, Way in/out barrier in TicketHall	2
Westminster	Westminster, only one entrance	5
White City	White City, Way in/out barrier in TicketHall	2
Whitechapel	Whitechapel, only one entrance	4

Willesden Green	Willesden Green, Way in/out barrier in TicketHall	3
Wimbledon Park	Wimbledon Park, Top of stairs to platforms	2
Wood Green	Wood Green, only one entrance	2
Wood Lane	Wood Lane, Way in barrier in Ticket Hall	2
Woodford	Woodford, Way in barrier on Eastboundplatform (P1)	2
Woodford	Woodford, Way in barrier on Westboundplatform (P2)	2
Woodside Park	Woodside Park, Way in barrier on Northboundplatform (P2)	2
Woodside Park	Woodside Park, Way in barrier on Southboundplatform (P1)	2

874

SURFACE TRANSPORT DISPENSER LOCATIONS

Mode	Station	5L Dispensers	20L Dispensers
London Bus Station	Vauxhall	1	3
London Bus Station	London Bridge	1	
London Bus Station	West Croydon	1	2
London Bus Station	North Greenwich	1	3
London Bus Station	Hammersmith Upper	1	3
London Bus Station	Euston	1	1
London Bus Station	Finsbury Park Station Pl	1	2
London Bus Station	Victoria	1	
London Bus Station	Stratford Regional	1	4
London Bus Station	Walthamstow Central	1	1
London Bus Station	Edgware	1	
London Bus Station	Harrow	1	
London Bus Station	Waltham Cross	1	
London Bus Station	Canning Town	1	1
London Bus Station	Edmonton Green	1	
London Bus Station	Shepherds Bush	1	
London Bus Station	Canada Water	1	2
London Bus Station	Kingston Cromwell	1	
London Bus Station	Kingston Fairfield	1	
London Bus Station	Crystal Palace	1	
London Bus Station	Addington Village	1	
London Bus Station	Dalston	1	
London Bus Station	Aldgate	1	1
London Bus Station	Hammersmith Lower	1	
London Bus Station	Putney Bridge	1	
London Bus Station	White City Bus Station	1	1
London Bus Station	Finsbury Park Well Tr	1	
London Bus Station	Hampstead Heath	1	
London Bus Station	Tumpike Lane	1	
London Bus Station	Brent Cross	1	
London Bus Station	Liverpool St	2	1
London Bus Station	Golders Green	1	
London Bus Station	Etham	0	1
London River Boat Services	one at bottom of steps	1	
London River Boat Services	At bottom of brows	2	1
London River Boat Services	Bottom of brow	1	
London River Boat Services	Bottom of brow	1	
London River Boat Services	Bottom of brow	1	
London River Boat Services	Bottom of brow	1	
London River Boat Services	Bottom of two brows	1	2
London River Boat Services	Bottom of two brows	1	
Docklands Light Railway	Beckton	2	
Docklands Light Railway	Gallions Reach	1	
Docklands Light Railway	Cyprus	2	
Docklands Light Railway	Beckton Park	1	
Docklands Light Railway	Royal Albert	2	
Docklands Light Railway	Prince Regent	1	

Docklands Light Railway	Custom House	1	
Docklands Light Railway	Royal Victoria	2	
Docklands Light Railway	East India	2	
Docklands Light Railway	Blackwall	1	
Docklands Light Railway	West India Quay	1	
Docklands Light Railway	Canary Wharf	2	
Docklands Light Railway	Heron Quay	2	
Docklands Light Railway	South Quay	2	
Docklands Light Railway	Crossshabour	2	
Docklands Light Railway	Stratford International	3	
Docklands Light Railway	Stratford	3	
Docklands Light Railway	Bow Church	2	
Docklands Light Railway	Langdon Park	2	
Docklands Light Railway	Stratford High Street	1	
Docklands Light Railway	Abbey Road	1	
Docklands Light Railway	Star Lane	1	
Docklands Light Railway	Westferry	2	
Docklands Light Railway	Limehouse	2	
Docklands Light Railway	Shadwell	2	
Docklands Light Railway	Tower Gateway	2	
Docklands Light Railway	Poplar	1	
Docklands Light Railway	Pudding Mill Lane	1	
Docklands Light Railway	Devon's Road	1	
Docklands Light Railway	All Saints	1	
Docklands Light Railway	Deptford Bridge	0	
Docklands Light Railway	Greenwich	0	
Docklands Light Railway	Mudchute	2	
Docklands Light Railway	Island Garden	1	
Docklands Light Railway	Elverson Road	0	
Docklands Light Railway	Cutty Sark	1	
Docklands Light Railway	Lewisham	1	
Docklands Light Railway	King George V	2	
Docklands Light Railway	London City Airport	2	
Docklands Light Railway	Pontoon Dock	2	
Docklands Light Railway	West Silvertown	2	
Docklands Light Railway	Woolwich Arsenal	2	
London Overground	Acton Central	1	2
London Overground	Anerley		1
London Overground	Bethnal Green		1
London Overground	Brockley		2
London Overground	Brondesbury		1
London Overground	Brondesbury Park	1	1
London Overground	Bruce Grove		1
London Overground	Bush Hill Park		2
London Overground	Bushey	1	2
London Overground	Caledonian Road & Barnsbury		1
London Overground	Cambridge Heath		1
London Overground	Camden Road	2	1

London Overground	Canonbury		1
London Overground	Carpenders Park	1	1
London Overground	Chingford	1	1
London Overground	Clapham High Street		1
London Overground	Clapham Junction	1	
London Overground	Clapton		1
London Overground	Crouch Hill		2
London Overground	Crystal Palace	1	2
London Overground	Dalston Junction	1	2
London Overground	Dalston Kingsland	1	1
London Overground	Edmonton Green	1	1
London Overground	Emerson Park		1
London Overground	Enfield Town	1	2
London Overground	Finchley Road & Frognal		1
London Overground	Forest Hill	1	2
London Overground	Gospel Oak	1	1
London Overground	Hackney Central	1	1
London Overground	Hackney Downs	1	2
London Overground	Hackney Wick	1	1
London Overground	Haggerston	1	1
London Overground	Hampstead Heath	1	1
London Overground	Harringay Green Lanes		2
London Overground	Hatch End	1	1
London Overground	Headstone Lane	1	1
London Overground	Highams Park	1	2
London Overground	Homerton	1	1
London Overground	Honor Oak Park		2
London Overground	Hoxton	1	1
London Overground	Imperial Wharf		2
London Overground	Kensal Rise		2
London Overground	Kensington Olympia	1	2
London Overground	Kentish Town West	1	1
London Overground	Kilburn High Road		1
London Overground	Leyton Midland Road		1
London Overground	Leytonstone High Road		1
London Overground	Liverpool Street	1	
London Overground	London Fields		1
London Overground	New Cross Gate	1	1
London Overground	Norwood Junction	1	2
London Overground	Penge West		1
London Overground	Rectory Road		1
London Overground	Rotherhithe		1
London Overground	Seven Sisters		2
London Overground	Shadwell	1	1
London Overground	Shepherds Bush	1	2
London Overground	Shoreditch High Street	1	1
London Overground	Silver Street	1	2
London Overground	South Acton	1	2

London Overground	South Hampstead		1
London Overground	South Tottenham		1
London Overground	Southbury		1
London Overground	St James Street		1
London Overground	Stamford Hill		1
London Overground	Stoke Newington		1
London Overground	Surrey Quays	1	1
London Overground	Sydenham	1	2
London Overground	Theobalds Grove		1
London Overground	Turkey Street		1
London Overground	Upper Holloway		2
London Overground	Walthamstow Central	1	2
London Overground	Walthamstow Queens Road		2
London Overground	Wandsworth Road		1
London Overground	Wanstead Park		1
London Overground	Wapping		1
London Overground	Watford High Street	1	1
London Overground	West Croydon	1	2
London Overground	West Hampstead	1	1
London Overground	White Hart Lane	1	1
London Overground	Willesden Junction	2	4
London Overground	Wood Street		1
London Overground	Woodgrange Park		2
Taxi Private Hire	Edgware Station	1	
Taxi Private Hire	Finsbury Park Station	1	
Taxi Private Hire	Harrow on the Hill	1	
Taxi Private Hire	London Bridge	1	
Taxi Private Hire	North Greenwich	1	
Taxi Private Hire	Victoria	1	
Taxi Private Hire	Tottenham Hale	1	
Taxi Private Hire	Stratford Bus station	1	
Victoria Coach Station	East Terminal, West Term	5	2
Emirates Airline	South Terminal	1	
Emirates Airline	South Terminal	1	
Emirates Airline	North Terminal	1	
Emirates Airline	North Terminal	1	
Emirates Airline	Staff Area	1	
Woolwich Ferry	n/a	2	
Woolwich Ferry	n/a	2	
Woolwich Ferry	Office	2	
Woolwich Ferry	Spare units	6	

143

142

LONDON RAIL SERVICES LOCATIONS

Location	20Ltr Hand Sanitiser Dispensers
Abbey Wood	2
Acton	2
Brentwood	2
Brentwood Waiting Room	2
Burnham	1
Chadwell Heath	1
Chadwell Heath Waiting Room	1
Ealing Broadway	3
Forest Gate	1
Forest Gate Waiting Room	1
Gidea Park	2
Gidea Park Waiting Room	1
Goodmayes	1
Hanwell	1
Harold Wood	1
Harold Wood Waiting Room	2
Hayes and Harlington	1
Ilford	2
Ilford Waiting Room	1
Iver	1
Langley	1
Manor Park	1
Maryland	1
Romford	5
Seven Kings	2
Stratford Waiting Room	6
Taplow	1
West Drayton	2
West Ealing	1
TOTAL	49

APPENDIX 5 – THE PRODUCT, MATERIAL SAFETY DATA SHEET

Conforms to Regulation (EC) No. 1907/2006 (REACH), Annex II - Europe

PRODUCT SAFETY DATA SHEET



SECTION 1: Identification of the substance/mixture and of the company/undertaking

1.1 Product identifier

Dettol Antibacterial Hand Sanitiser Gel Aloe Vera

SDS number: D0056641

Code: 0262660

1.2. Relevant identified uses of the substance or mixture and uses advised against

Hand Sanitiser

Consumer Use

1.3. Details of the Supplier of the Safety Data Sheet

The United Kingdom:

RB UK Commercial Ltd
Wellcroft House
Wellcroft Road
Slough, Berkshire SL1 4AQ

The Republic Of Ireland:

RB Ireland Hygiene Home Commercial Ltd
7 Riverwalk
Citywest Business Campus
Dublin 24
Ireland

1.4 Emergency telephone number

RB UK Contact Telephone: 0333 2005 345 9 am - 5 pm weekdays

RB ROI Contact Telephone: 01 6305429 9 am - 5 pm weekdays

RB email: consumer.relations-hcukroi@rb.com

Poisons Information Centre of Ireland: 01 809 2166 8am-10pm 7 days a week.

Additional useful information

Reason of Revision : Safety Information Change

Revision date and number : 06/08/2021 v4

Supersedes : 15/12/2020 v3

SECTION 2: Hazards identification

2.1 Classification of the substance or mixture

Product definition : Mixture

Classification according to Regulation (EC) No. 1272/2008 [CLP/GHS]

Flam, Liq, 2, H225

Eye Irrit, 2, H319

The product is classified as hazardous according to Regulation (EC) 1272/2008 as amended.

See Section 16 for the full text of the H statements declared above.

See Section 11 for more detailed information on health effects and symptoms.

2.2 Label elements

Hazard pictograms :



Signal word : Danger

Hazard statements : Highly flammable liquid and vapor.
Causes serious eye irritation.

Precautionary statements

General : Keep out of reach of children. If medical advice is needed, have product container or label at hand.

Prevention : Keep away from heat, hot surfaces, sparks, open flames and other ignition sources. No smoking. Keep container tightly closed.

Response : **IF IN EYES:** Rinse cautiously with water for several minutes. Remove contact lenses, if present and easy to do. Continue rinsing. **If eye irritation persists:** Get medical advice/attention. **In case of fire:** Use CO₂, dry sand, dry chemical or alcohol-resistant foam to extinguish.

Storage : Store in a well-ventilated place. Keep cool.

Disposal : Dispose of contents/container in accordance with local regulations.

Supplemental label elements : For external use only. Do not ingest.

Ingredient Declaration:

Per 100g of product contains 63 g ethanol

Allergens on product label:

TDS# 0257254: Limonene

TDS# 0262660: None

TDS# 3086632: None

TDS# 3153233: Limonene

Special packaging requirements

Containers to be fitted with child-resistant fastenings : Not applicable.

Tactile warning of danger : Yes, applicable.

2.3 Other hazards

Product meets the criteria for PBT or vPvB according to Regulation (EC) No. 1907/2006, Annex XIII : This mixture does not contain any substances that are assessed to be a PBT or a vPvB.

Other hazards which do not result in classification : None known.

SECTION 3: Composition/information on ingredients

3.2 Mixtures : Mixture

Product/ingredient name	Identifiers	%	Regulation (EC) No. 1272/2008 [CLP]	Type
ALCOHOL	REACH #: 01-2119457610-43 EC: 200-578-6 CAS: 64-17-5 Index: 603-002-00-5	≥50 - ≤75	Flam. Liq. 2, H225 Eye Irrit. 2, H319 See Section 16 for the full text of the H statements declared above.	[1] [2]

There are no additional ingredients present which, within the current knowledge of the supplier and in the concentrations applicable, are classified as hazardous to health or the environment, are PBTs, vPvBs or Substances of equivalent concern, or have been assigned a workplace exposure limit and hence require reporting in this section.

Type

- [1] Substance classified with a health or environmental hazard
 [2] Substance with a workplace exposure limit
 [3] Substance meets the criteria for PBT according to Regulation (EC) No. 1907/2006, Annex XIII
 [4] Substance meets the criteria for vPvB according to Regulation (EC) No. 1907/2006, Annex XIII
 [5] Substance of equivalent concern
 [6] Additional disclosure due to company policy

Occupational exposure limits, if available, are listed in Section 8.

SECTION 4: First aid measures

4.1 Description of first aid measures

- Eye contact** : Immediately flush eyes with plenty of water, occasionally lifting the upper and lower eyelids. Check for and remove any contact lenses. Continue to rinse for at least 10 minutes. Get medical attention.
- Inhalation** : Remove victim to fresh air and keep at rest in a position comfortable for breathing. If not breathing, if breathing is irregular or if respiratory arrest occurs, provide artificial respiration or oxygen by trained personnel. It may be dangerous to the person providing aid to give mouth-to-mouth resuscitation. Get medical attention if adverse health effects persist or are severe. If unconscious, place in recovery position and get medical attention immediately. Maintain an open airway. Loosen tight clothing such as a collar, tie, belt or waistband.
- Skin contact** : Flush contaminated skin with plenty of water. Remove contaminated clothing and shoes. Get medical attention if symptoms occur. Wash clothing before reuse. Clean shoes thoroughly before reuse.
- Ingestion** : Wash out mouth with water. Remove dentures if any. Remove victim to fresh air and keep at rest in a position comfortable for breathing. If material has been swallowed and the exposed person is conscious, give small quantities of water to drink. Stop if the exposed person feels sick as vomiting may be dangerous. Do not induce vomiting unless directed to do so by medical personnel. If vomiting occurs, the head should be kept low so that vomit does not enter the lungs. Get medical attention if adverse health effects persist or are severe. Never give anything by mouth to an unconscious person. If unconscious, place in recovery position and get medical attention immediately. Maintain an open airway. Loosen tight clothing such as a collar, tie, belt or waistband.
- Protection of first-aiders** : No action shall be taken involving any personal risk or without suitable training. It may be dangerous to the person providing aid to give mouth-to-mouth resuscitation.

4.2 Most important symptoms and effects, both acute and delayed

Over-exposure signs/symptoms

SECTION 4: First aid measures

- Eye contact** : Adverse symptoms may include the following:
pain or irritation
watering
redness
- Inhalation** : No specific data.
- Skin contact** : No specific data.
- Ingestion** : No specific data.

4.3 Indication of any immediate medical attention and special treatment needed

- Notes to physician** : Treat symptomatically. Contact poison treatment specialist immediately if large quantities have been ingested or inhaled.
- Specific treatments** : No specific treatment.

SECTION 5: Firefighting measures**5.1 Extinguishing media**

- Suitable extinguishing media** : Use CO2, dry sand, dry chemical or alcohol-resistant foam to extinguish.
- Unsuitable extinguishing media** : Do not use water jet.

5.2 Special hazards arising from the substance or mixture

- Hazards from the substance or mixture** : Highly flammable liquid and vapor. Runoff to sewer may create fire or explosion hazard. In a fire or if heated, a pressure increase will occur and the container may burst, with the risk of a subsequent explosion.
- Hazardous combustion products** : No specific data.

5.3 Advice for firefighters

- Special protective actions for fire-fighters** : Promptly isolate the scene by removing all persons from the vicinity of the incident if there is a fire. No action shall be taken involving any personal risk or without suitable training. Move containers from fire area if this can be done without risk. Use water spray to keep fire-exposed containers cool.
- Special protective equipment for fire-fighters** : Fire-fighters should wear appropriate protective equipment and self-contained breathing apparatus (SCBA) with a full face-piece operated in positive pressure mode. Clothing for fire-fighters (including helmets, protective boots and gloves) conforming to European standard EN 469 will provide a basic level of protection for chemical incidents.

SECTION 6: Accidental release measures**6.1 Personal precautions, protective equipment and emergency procedures**

- For non-emergency personnel** : No action shall be taken involving any personal risk or without suitable training. Evacuate surrounding areas. Keep unnecessary and unprotected personnel from entering. Do not touch or walk through spilled material. Shut off all ignition sources. No flares, smoking or flames in hazard area. Avoid breathing vapor or mist. Provide adequate ventilation. Wear appropriate respirator when ventilation is inadequate. Put on appropriate personal protective equipment.
- For emergency responders** : If specialized clothing is required to deal with the spillage, take note of any information in Section 8 on suitable and unsuitable materials. See also the information in "For non-emergency personnel".

6.2 Environmental precautions

- : Avoid dispersal of spilled material and runoff and contact with soil, waterways, drains and sewers. Inform the relevant authorities if the product has caused environmental pollution (sewers, waterways, soil or air).

SECTION 6: Accidental release measures

6.3 Methods and materials for containment and cleaning up

- Small spill** : Stop leak if without risk. Move containers from spill area. Use spark-proof tools and explosion-proof equipment. Dilute with water and mop up if water-soluble. Alternatively, or if water-insoluble, absorb with an inert dry material and place in an appropriate waste disposal container. Dispose of via a licensed waste disposal contractor.
- Large spill** : Stop leak if without risk. Move containers from spill area. Use spark-proof tools and explosion-proof equipment. Approach release from upwind. Prevent entry into sewers, water courses, basements or confined areas. Wash spillages into an effluent treatment plant or proceed as follows. Contain and collect spillage with non-combustible, absorbent material e.g. sand, earth, vermiculite or diatomaceous earth and place in container for disposal according to local regulations. Dispose of via a licensed waste disposal contractor. Contaminated absorbent material may pose the same hazard as the spilled product.

- 6.4 Reference to other sections** : See Section 1 for emergency contact information.
See Section 8 for information on appropriate personal protective equipment.
See Section 13 for additional waste treatment information.

SECTION 7: Handling and storage

The information in this section contains generic advice and guidance. The list of Identified Uses in Section 1 should be consulted for any available use-specific information provided in the Exposure Scenario(s).

7.1 Precautions for safe handling

- Protective measures** : Put on appropriate personal protective equipment (see Section 8). Do not ingest. Avoid contact with eyes, skin and clothing. Avoid breathing vapor or mist. Use only with adequate ventilation. Wear appropriate respirator when ventilation is inadequate. Do not enter storage areas and confined spaces unless adequately ventilated. Keep in the original container or an approved alternative made from a compatible material, kept tightly closed when not in use. Store and use away from heat, sparks, open flame or any other ignition source. Use explosion-proof electrical (ventilating, lighting and material handling) equipment. Use only non-sparking tools. Take precautionary measures against electrostatic discharges. Empty containers retain product residue and can be hazardous. Do not reuse container.
- Advice on general occupational hygiene** : Eating, drinking and smoking should be prohibited in areas where this material is handled, stored and processed. Workers should wash hands and face before eating, drinking and smoking. Remove contaminated clothing and protective equipment before entering eating areas. See also Section 8 for additional information on hygiene measures.

7.2 Conditions for safe storage, including any incompatibilities

Store in accordance with local regulations. Store in a segregated and approved area. Store in original container protected from direct sunlight in a dry, cool and well-ventilated area, away from incompatible materials (see Section 10) and food and drink. Eliminate all ignition sources. Separate from oxidizing materials. Keep container tightly closed and sealed until ready for use. Containers that have been opened must be carefully resealed and kept upright to prevent leakage. Do not store in unlabeled containers. Use appropriate containment to avoid environmental contamination. See Section 10 for incompatible materials before handling or use.

Seveso Directive - Reporting thresholds (in tonnes)

Danger criteria

Category	Notification and MAPP threshold	Safety report threshold
P5c	5000	50000

7.3 Specific end use(s)

- Recommendations** : Consumer uses.
Hand Sanitiser.

SECTION 7: Handling and storage

Industrial sector specific solutions : Not available.

SECTION 8: Exposure controls/personal protection

The information in this section contains generic advice and guidance. Information is provided based on typical anticipated uses of the product. Additional measures might be required for bulk handling or other uses that could significantly increase worker exposure or environmental releases.

8.1 Control parameters

Occupational exposure limits

Product/ingredient name	Exposure limit values
ALCOHOL	EU OEL (Europe, 12/2011). TWA: 1000 ppm 8 hours. TWA: 1920 mg/m ³ 8 hours.

Recommended monitoring procedures : Reference should be made to monitoring standards, such as the following: European Standard EN 689 (Workplace atmospheres - Guidance for the assessment of exposure by inhalation to chemical agents for comparison with limit values and measurement strategy) European Standard EN 14042 (Workplace atmospheres - Guide for the application and use of procedures for the assessment of exposure to chemical and biological agents) European Standard EN 482 (Workplace atmospheres - General requirements for the performance of procedures for the measurement of chemical agents) Reference to national guidance documents for methods for the determination of hazardous substances will also be required.

DNELs/DMELs

Product/ingredient name	Type	Exposure	Value	Population	Effects
ALCOHOL	DNEL	Long term Inhalation	950 mg/m ³	Workers	Systemic
	DNEL	Long term Inhalation	1900 mg/m ³	Workers	Local
	DNEL	Long term Dermal	343 mg/kg bw/day	Workers	Systemic
	DNEL	Long term Inhalation	114 mg/m ³	General population [Consumers]	Systemic
	DNEL	Long term Inhalation	950 mg/m ³	General population [Consumers]	Local
	DNEL	Long term Dermal	206 mg/kg bw/day	General population [Consumers]	Systemic
	DNEL	Long term Oral	87 ng/kg bw/day	General population [Consumers]	Systemic
	DNEL	Long term Oral	87 mg/kg bw/day	General population	Systemic
	DNEL	Long term Inhalation	114 mg/m ³	General population	Systemic
	DNEL	Long term Dermal	206 mg/kg bw/day	General population	Systemic
	DNEL	Long term Dermal	343 mg/kg bw/day	Workers	Systemic
	DNEL	Short term Inhalation	950 mg/m ³	General population	Local
	DNEL	Long term Inhalation	950 mg/m ³	Workers	Systemic
	DNEL	Short term Inhalation	1900 mg/m ³	Workers	Local

PNELs

SECTION 8: Exposure controls/personal protection

Product/ingredient name	Compartment Detail	Value	Method Detail
ALCOHOL	Fresh water	0.96 mg/l	Assessment Factors
	Marine water	0.79 mg/l	Assessment Factors
	Sewage Treatment Plant	580 mg/l	Assessment Factors
	Fresh water sediment	3.6 mg/kg dwt	Equilibrium Partitioning
	Marine water sediment	2.9 mg/kg dwt	Equilibrium Partitioning

8.2 Exposure controls

Appropriate engineering controls : Use only with adequate ventilation. Use process enclosures, local exhaust ventilation or other engineering controls to keep worker exposure to airborne contaminants below any recommended or statutory limits. The engineering controls also need to keep gas, vapor or dust concentrations below any lower explosive limits. Use explosion-proof ventilation equipment.

Individual protection measures

Hygiene measures : Wash hands, forearms and face thoroughly after handling chemical products, before eating, smoking and using the lavatory and at the end of the working period. Appropriate techniques should be used to remove potentially contaminated clothing. Wash contaminated clothing before reusing. Ensure that eyewash stations and safety showers are close to the workstation location.

Eye/face protection : Safety eyewear complying with an approved standard should be used when a risk assessment indicates this is necessary to avoid exposure to liquid splashes, mists, gases or dusts. If contact is possible, the following protection should be worn, unless the assessment indicates a higher degree of protection: chemical splash goggles.

Skin protection

Hand protection : EN 16523-1:2015
Tested for protection against chemical permeation. Low chemical resistant or waterproof gloves. (EN 16523-1:2015 supersedes EN 374-3:2003)
EN 374-2:2003
Tested for protection against liquid penetration and micro-organisms.
EN 388:2003
Tested for protection against mechanical risks (abrasion, blade cut resistance, tear resistance and puncture resistance).
ISO 374-1:2016/Type A
Protective glove with permeation resistance of at least 30 minutes each for at least 6 test chemicals.
ISO 374-1:2016/Type B
Protective glove with permeation resistance of at least 30 minutes each for at least 3 test chemicals.
ISO 374-1:2016/Type C
Protective glove with permeation resistance of at least 10 minutes for at least 1 test chemical.
Considering the parameters specified by the glove manufacturer, check during use that the gloves are still retaining their protective properties. It should be noted that the time to breakthrough for any glove material may be different for different glove manufacturers. In the case of mixtures, consisting of several substances, the protection time of the gloves cannot be accurately estimated.

Body protection : Personal protective equipment for the body should be selected based on the task being performed and the risks involved and should be approved by a specialist before handling this product. When there is a risk of ignition from static electricity, wear anti-static protective clothing. For the greatest protection from static discharges, clothing should include anti-static overalls, boots and gloves. Refer to European Standard EN 1149 for further information on material and design requirements and test methods.

Other skin protection : Appropriate footwear and any additional skin protection measures should be selected based on the task being performed and the risks involved and should be approved by a specialist before handling this product.

SECTION 8: Exposure controls/personal protection

- Respiratory protection** : Based on the hazard and potential for exposure, select a respirator that meets the appropriate standard or certification. Respirators must be used according to a respiratory protection program to ensure proper fitting, training, and other important aspects of use.
- Environmental exposure controls** : Emissions from ventilation or work process equipment should be checked to ensure they comply with the requirements of environmental protection legislation. In some cases, fume scrubbers, filters or engineering modifications to the process equipment will be necessary to reduce emissions to acceptable levels.

SECTION 9: Physical and chemical properties

9.1 Information on basic physical and chemical properties

Appearance

- Physical state** : Liquid. [Gel Gelatinous precipitate.]
- Color** : White,-0257254
Pink -3086632
Green,-0262660
Clear,-3153233
- Odor** : Not determined
- Odor threshold** : Not determined
- pH** : 6.5 to 8 [Conc. (% w/w): 100%]
- Melting point/freezing point** : Not determined
- Initial boiling point and boiling range** : >35°C
- Flash point** : Closed cup: 20°C
- Evaporation rate** : Not determined
- Flammability (solid, gas)** : Not determined
- Upper/lower flammability or explosive limits** : Not determined
- Vapor pressure** : Not determined
- Vapor density** : Not determined
- Relative density** : 0.87 to 0.9
- Density** : 0.87 to 0.9 g/cm³ [25°C]
- Solubility(ies)** : Easily soluble in the following materials: cold water and hot water.
- Partition coefficient: n-octanol/ water** : Not determined
- Decomposition temperature** : Not determined
- Viscosity** : Dynamic (room temperature): 4000 to 15000 mPa·s
- Explosive properties** : Not determined
- Oxidizing properties** : Not determined

9.2 Other information

- Auto-ignition temperature** : Not determined

SECTION 10: Stability and reactivity

- 10.1 Reactivity** : No specific test data related to reactivity available for this product or its ingredients.
- 10.2 Chemical stability** : The product is stable.
- 10.3 Possibility of hazardous reactions** : Under normal conditions of storage and use, hazardous reactions will not occur.

SECTION 10: Stability and reactivity

10.4 Conditions to avoid : Avoid all possible sources of ignition (spark or flame). Do not pressurize, cut, weld, braze, solder, drill, grind or expose containers to heat or sources of ignition.

10.5 Incompatible materials : Reactive or incompatible with the following materials:
oxidizing materials

10.6 Hazardous decomposition products : Under normal conditions of storage and use, hazardous decomposition products should not be produced.

SECTION 11: Toxicological information**11.1 Information on toxicological effects**Acute toxicity

Product/ingredient name	Result	Species	Dose	Exposure
ALCOHOL	LC50 Inhalation Vapor	Rat	124700 mg/m ³	4 hours

Conclusion/Summary : Based on test data, the classification criteria are not met.

Acute toxicity estimates

Product/ingredient name	Oral (mg/kg)	Dermal (mg/kg)	Inhalation (gases) (ppm)	Inhalation (vapors) (mg/l)	Inhalation (dusts and mists) (mg/l)
ethanol	7000	N/A	N/A	124,7	N/A

Irritation/Corrosion

Product/ingredient name	Result	Species	Score	Exposure	Observation
Sagrotan Hand Gel _0257254_0262660_3086632 _3153233_D0056641_Hand Gel CEP(EU) GP	Eyes - Irritant	Rabbit	-	-	-
ALCOHOL	Skin - Primary dermal irritation index (PDI)	Rabbit	0	-	-
	Eyes - Moderate irritant	Rabbit	-	0,066666667 minutes 100 milligrams	-
	Eyes - Mild irritant	Rabbit	-	24 hours 500 milligrams	-
	Eyes - Moderate irritant	Rabbit	-	100 microliters	-
	Skin - Mild irritant	Rabbit	-	400 milligrams	-
	Skin - Moderate irritant	Rabbit	-	24 hours 20 milligrams	-

Conclusion/Summary

Skin : On basis of test data : Non-irritant to skin.

Eyes : On basis of test data : Causes serious eye irritation.

Respiratory : Based on available data, the classification criteria are not met.

Sensitization

Product/ingredient name	Route of exposure	Species	Result
Sagrotan Hand Gel _0257254_0262660_3086632 _3153233_D0056641_Hand Gel CEP(EU) GP	skin	Human	Not sensitizing

Conclusion/Summary

Skin : On basis of test data : Non-sensitizer to skin.

SECTION 11: Toxicological information

Respiratory : Based on available data, the classification criteria are not met.

Mutagenicity

Conclusion/Summary : Based on available data, the classification criteria are not met.

Carcinogenicity

Conclusion/Summary : Based on available data, the classification criteria are not met.

Reproductive toxicity

Conclusion/Summary : Based on available data, the classification criteria are not met.

Teratogenicity

Conclusion/Summary : Based on available data, the classification criteria are not met.

Specific target organ toxicity (single exposure)

Not available.

Specific target organ toxicity (repeated exposure)

Not available.

Aspiration hazard

Not available.

Information on the likely routes of exposure : Not available.

Potential acute health effects

Eye contact : Causes serious eye irritation.

Inhalation : No known significant effects or critical hazards.

Skin contact : No known significant effects or critical hazards.

Ingestion : No known significant effects or critical hazards.

Symptoms related to the physical, chemical and toxicological characteristics

Eye contact : Adverse symptoms may include the following:
pain or irritation
watering
redness

Inhalation : No specific data.

Skin contact : No specific data.

Ingestion : No specific data.

Delayed and immediate effects and also chronic effects from short and long term exposure

Short term exposure

Potential immediate effects : Not available.

Potential delayed effects : Not available.

Long term exposure

Potential immediate effects : Not available.

Potential delayed effects : Not available.

Potential chronic health effects

Conclusion/Summary : Based on available data, the classification criteria are not met.

General : No known significant effects or critical hazards.

Carcinogenicity : No known significant effects or critical hazards.

Mutagenicity : No known significant effects or critical hazards.

Reproductive toxicity : No known significant effects or critical hazards.

SECTION 11: Toxicological information

Other information : Not available.

SECTION 12: Ecological information**12.1 Toxicity**

Product/ingredient name	Result	Species	Exposure
ALCOHOL	Acute EC50 17,921 mg/l Marine water	Algae - Ulva pertusa	96 hours
	Acute EC50 2000 µg/l Fresh water	Daphnia - Daphnia magna	48 hours
	Acute LC50 25500 µg/l Marine water	Crustaceans - Artemia franciscana - Larvae	48 hours
	Acute LC50 11000000 µg/l Marine water	Fish - Alburnus alburnus	96 hours
	Chronic NOEC 4,995 mg/l Marine water	Algae - Ulva pertusa	96 hours
	Chronic NOEC 100 ul/L Fresh water	Daphnia - Daphnia magna - Neonate	21 days

Conclusion/Summary : Based on available data, the classification criteria are not met.

12.2 Persistence and degradability

Conclusion/Summary : Not available.

12.3 Bioaccumulative potential

Product/ingredient name	LogP _{ow}	BCF	Potential
ALCOHOL	-0.35	-	low

12.4 Mobility in soil

Soil/water partition coefficient (K_{oc}) : Not available.

Mobility : Not available.

12.5 Results of PBT and vPvB assessment

This mixture does not contain any substances that are assessed to be a PBT or a vPvB.

12.6 Other adverse effects : No known significant effects or critical hazards.

SECTION 13: Disposal considerations

The information in this section contains generic advice and guidance. The list of Identified Uses in Section 1 should be consulted for any available use-specific information provided in the Exposure Scenario(s).

13.1 Waste treatment methods**Product**

Methods of disposal : The generation of waste should be avoided or minimized wherever possible. Disposal of this product, solutions and any by-products should at all times comply with the requirements of environmental protection and waste disposal legislation and any regional local authority requirements. Dispose of surplus and non-recyclable products via a licensed waste disposal contractor. Waste should not be disposed of untreated to the sewer unless fully compliant with the requirements of all authorities with jurisdiction.

Hazardous waste : The classification of the product may meet the criteria for a hazardous waste.

Packaging





Methods of disposal : The generation of waste should be avoided or minimized wherever possible. Waste packaging should be recycled. Incineration or landfill should only be considered when recycling is not feasible.

SECTION 13: Disposal considerations

Special precautions : This material and its container must be disposed of in a safe way. Care should be taken when handling emptied containers that have not been cleaned or rinsed out. Empty containers or liners may retain some product residues. Vapor from product residues may create a highly flammable or explosive atmosphere inside the container. Do not cut, weld or grind used containers unless they have been cleaned thoroughly internally. Avoid dispersal of spilled material and runoff and contact with soil, waterways, drains and sewers.

SECTION 14: Transport information

For long distance transport of bulk material or shrunk pallet take into consideration sections 7 and 10.

	ADR/RID	ADN	MDG	IATA
14.1 UN number	UN1170	UN1170	UN1170	UN1170
14.2 UN proper shipping name	ETHANOL	ETHANOL SOLUTION	ETHANOL SOLUTION	Ethanol solution
14.3 Transport hazard class(es)	3 	3 	3 	3 
14.4 Packing group	II	II	II	II
14.5 Environmental hazards	No.	Yes.	No.	No.

Additional information

ADR/RID : **Hazard identification number** 33
Limited quantity 1 L
Special provisions 144, 601
Tunnel code (D/E)

ADN : The product is only regulated as an environmentally hazardous substance when transported in tank vessels.
Special provisions 144, 601

MDG : **Emergency schedules** F-E, S-D
Special provisions 144

IATA : **Quantity limitation** Passenger and Cargo Aircraft: 5 L, Packaging instructions: 353, Cargo Aircraft Only: 60 L, Packaging instructions: 364. Limited Quantities - Passenger Aircraft: 1 L, Packaging instructions: Y341,
Special provisions A3, A58, A180

14.6 Special precautions for user : **Transport within user's premises:** always transport in closed containers that are upright and secure. Ensure that persons transporting the product know what to do in the event of an accident or spillage.

14.7 Transport in bulk according to MO instruments : Not available.

SECTION 15: Regulatory information

15.1 Safety, health and environmental regulations/legislation specific for the substance or mixture

EU Regulation (EC) No. 1907/2006 (REACH)

Annex XIV - List of substances subject to authorization

Annex XIV

None of the components are listed.

Substances of very high concern

SECTION 15: Regulatory information

None of the components are listed.

Annex XVII - Restrictions : None
 on the manufacture,
 placing on the market and
 use of certain dangerous
 substances, mixtures and
 articles

Other EU regulations

Ozone depleting substances (1005/2009/EU)

Not listed.

Prior Informed Consent (PIC) (649/2012/EU)

Not listed.

Seveso Directive


This product is controlled under the Seveso Directive.

Danger criteria

Category
P5c

15.2 Chemical Safety Assessment : No Chemical Safety Assessment has been carried out.

SECTION 16: Other information

 Indicates information that has changed from previously issued version.

Abbreviations and acronyms : ATE = Acute Toxicity Estimate
 CLP = Classification, Labelling and Packaging Regulation [Regulation (EC) No. 1272/2008]
 DMEL = Derived Minimal Effect Level
 DNEL = Derived No Effect Level
 EUH statement = CLP-specific Hazard statement
 PBT = Persistent, Bioaccumulative and Toxic
 PNEC = Predicted No Effect Concentration
 RRN = REACH Registration Number
 vPvB = Very Persistent and Very Bioaccumulative

Procedure used to derive the classification according to Regulation (EC) No. 1272/2008 [CLP/GHS]

Classification	Justification
Flam. Liq. 2, H225	On basis of test data
Eye Irrit. 2, H319	On basis of test data

Full text of abbreviated H statements

H225 H319	Highly flammable liquid and vapor, Causes serious eye irritation.
--------------	--

Full text of classifications [CLP/GHS]

Eye Irrit. 2 Flam. Liq. 2	SERIOUS EYE DAMAGE/ EYE IRRITATION - Category 2 FLAMMABLE LIQUIDS - Category 2
------------------------------	---

This document complements the technical usage instructions but does not replace them. The information contained herein is based on our best current knowledge of the product concerned, and is given in good faith. The attention of recipients is drawn to (amongst other things) the element of risk consequent to use of the product other than that for which it was intended.

In no way does this document remove the need of the recipient of the product to fully understand and apply statutory requirements. It is the recipient's sole responsibility to take due precautions relative to the use made of the product. All information contained herein is only to assist the recipient in fulfilling their statutory duty connected with the use of hazardous materials.

This Document may be entitled Product Safety Data Sheet as required by REACH (Registration, Evaluation, Authorisation and restriction of Chemicals) Annex II OR Product Data Information Sheet where a product is not required to be supported by a full REACH compliant SDS (e.g. not classified as hazardous or out of scope, such as cosmetics).
Changes from the previous version are given in Section 1.

This list of information must not be considered as exhaustive, and does not exonerate the recipient from taking other precautions described in documents other than those mentioned, concerning the storage and use of the product, for which they remain the sole person responsible.

