

3. London Bus fleet by Type 2011 - 30 June 2017

Bus Type	Drive train type	2011	2012	2013	2014	2015	25/01/16	31/03/16	30/06/16	30/09/16	13/01/17	31/03/17	30/06/17
New Routemaster	Hybrid	-	5	8	168	432	636	736	801	833	873	953	978
Routemaster	Diesel	18	19	20	19	19	10	10	10	10	10	10	10
Artic	Diesel	260	-	-	-	-	-	-	-	-	-	-	-
Single deck	Diesel	2670	2661	2608	2606	2662	2613	2617	2611	2622	2601	2612	2616
	Fuel Cell	5	5	5	8	8	8	8	8	8	8	8	8
	Hybrid	27	33	28	23	23	57	18	6	22	43	18	18
	Electric	-	-	-	2	8	17	17	17	34	66	66	66
Double deck	Diesel	5487	5787	5696	5296	5026	4884	4794	4777	4668	4591	4380	4156
	Hybrid	79	233	352	643	799	958	981	1132	1260	1391	1564	1733
	Electric	-	-	-	-	-	-	5	5	5	5	5	5
TOTAL		8546	8743	8717	8765	8977	9183	9186	9367	9462	9588	9616	9590

4. London Bus fleet by Euro standards 2015 – June 2017

TYPE	2015	01/09/15	26/10/15	07/07/15	25/01/16	31/01/16	30/06/16	30/09/16	13/01/17	31/03/17	30/06/17
Euro VI	449	514	616	898	953	1194	1450	1550	1908	2300	2742
EEV	616	631	631	623	623	631	630	614	595	564	564
Euro V	3687	3708	3779	3586	3649	3633	3694	3723	3740	3585	3336
Euro IV	1625	1614	3100	1615	1615	1628	1521	1594	1554	1627	1588
Euro III	2534	2464	902	2340	2306	2060	2032	1924	1702	1451	1271
Euro II	50	36	19	13	12	10	10	10	10	10	10
Pre & Euro I	-	-	-	-	-	-	-	-	-	-	-
Fleet Total	8977	8985	9070	9100	9183	9186	9367	9462	9588	9616	9590
Fuel Cell	8	8	8	8	8	8	8	8	8	8	8
Electric	8	10	15	17	17	22	22	39	71	71	71
Hybrid	822	850	952	956	1015	999	1138	1282	1434	1582	1751
NRM	432	523	577	597	636	736	801	833	873	953	978

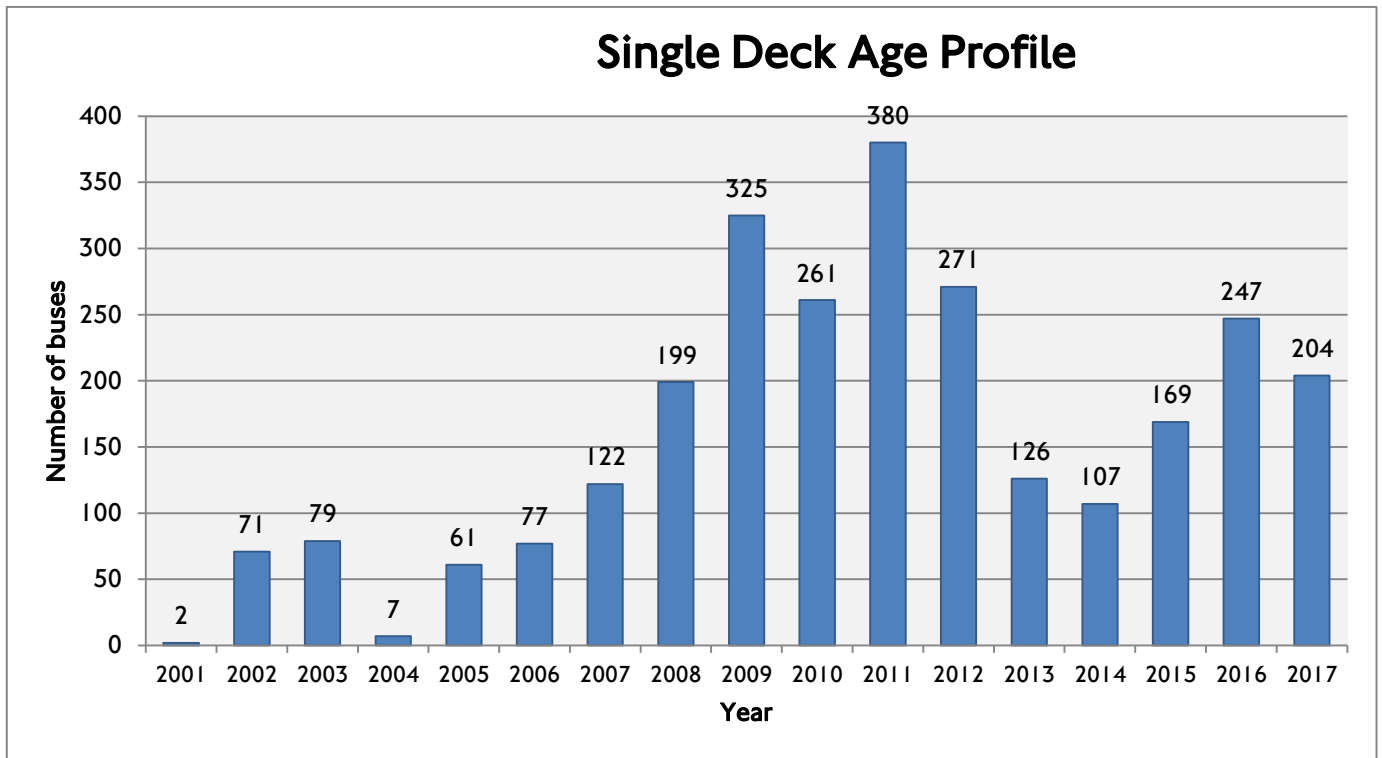
All Euro III buses have been adapted to reduce emission to the equivalent of Euro IV standard or better.

5. London Bus fleet by Operator, Body Type and Euro emission standards at 30 June 2017

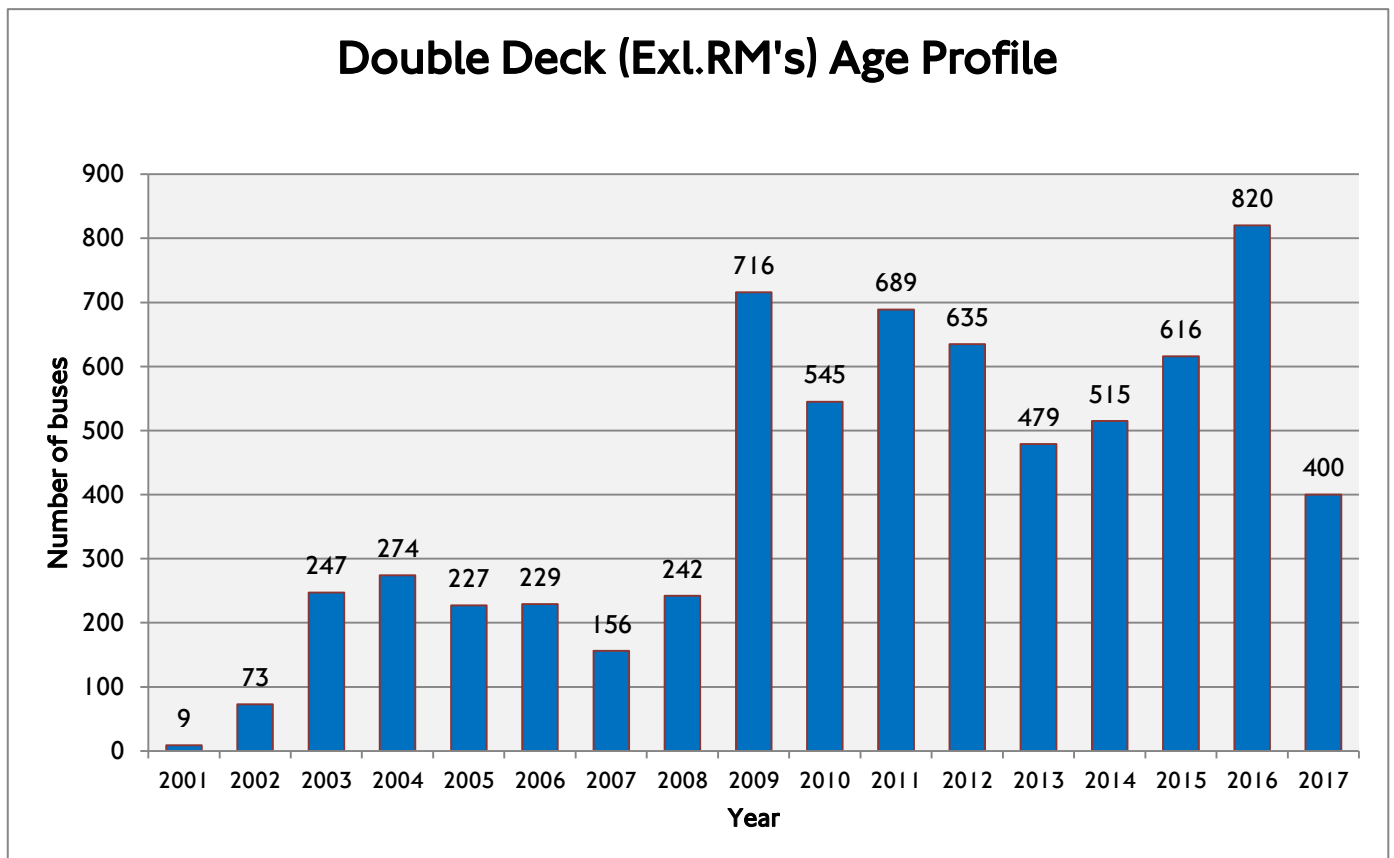
Vehicle Type													
Fuel	Body Type	EU Standard	30/06/2017	Abellio	Arriva Group	CT Plus	Go Ahead Group	RATP	Metroline	Stagecoach	Sullivan Buses	Tower Transit	University Bus
Diesel	Single deck	Euro III + SCR	267	22	25	-	113	69	22	16	-	-	-
		Euro IV	601	11	102	2	109	104	208	61	-	3	1
		Euro V	1040	116	92	36	295	171	147	114	11	58	-
		EEV	42	-	-	-	19	23	-	-	-	-	-
		Euro VI	666	137	48	63	144	84	54	73	8	51	4
Diesel	Double deck	Euro III + SCR	1004	69	200	1	173	88	203	211	13	46	-
		Euro IV	972	86	131	-	296	99	215	133	8	4	-
		Euro V	1538	54	488	1	423	79	105	257	-	131	-
		EEV	472	-	-	-	-	101	285	-	-	86	-
		Euro VI	170	49	42	-	1	5	-	59	11	3	-
Hybrid	Single deck	Euro V	6	-	-	-	6	-	-	-	-	-	-
		Euro VI	12	-	-	-	7	5	-	-	-	-	-
	Double deck	Euro IV	15	-	-	-	5	-	10	-	-	-	-
		Euro V	447	46	79	-	117	18	62	125	-	-	-
		EEV	50	-	4	-	18	-	3	-	-	25	-
	Euro VI	1221	83	241	38	260	141	262	134	-	62	-	
NRM	Double deck	Euro V	305	-	107	-	30	79	55	34	-	-	-
		Euro VI	673	85	184	-	241	-	96	67	-	-	-
RM	Double deck	Euro II	10	-	-	-	-	-	10	-	-	-	
Fuel cell	Single deck	Zero Emission	8	-	-	-	-	-	-	-	-	8	-
Electric	Single deck	Zero Emission	66	-	9	-	53	4	-	-	-	-	-
	Double deck	Zero Emission	5	-	-	-	-	-	5	-	-	-	-
		Total	9590	758	1752	141	2310	1070	1732	1294	51	477	5

6. Further information is provided by the attached supporting graphs:

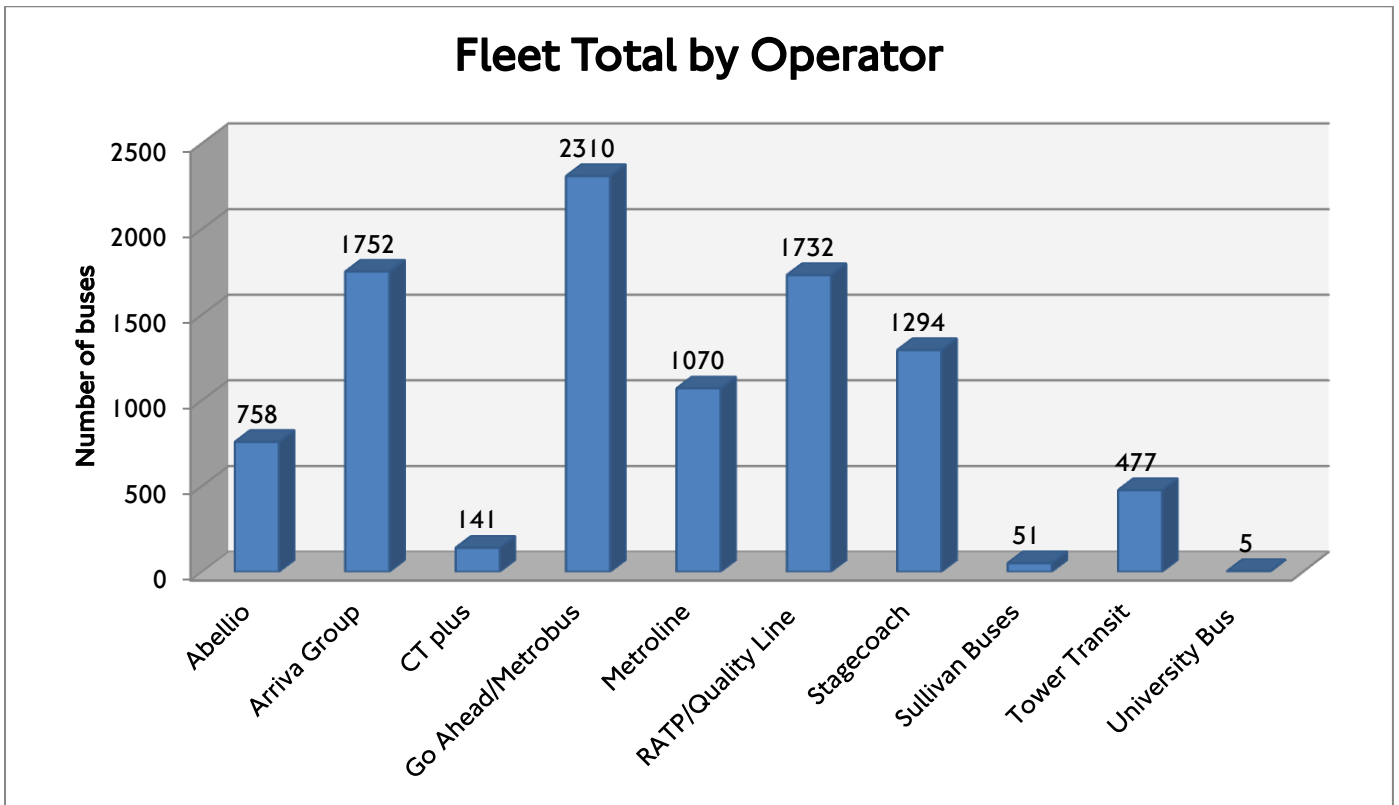
I) London Single Deck Buses Age Profile on 30 June 2017



II) London Double Deck buses (Excl. Routemaster) Age Profile on 30 June 2017



III) London Bus Fleet by Operator at 30 June 2017



IV) London Bus Fleet by Average Age at 30 June 2017

