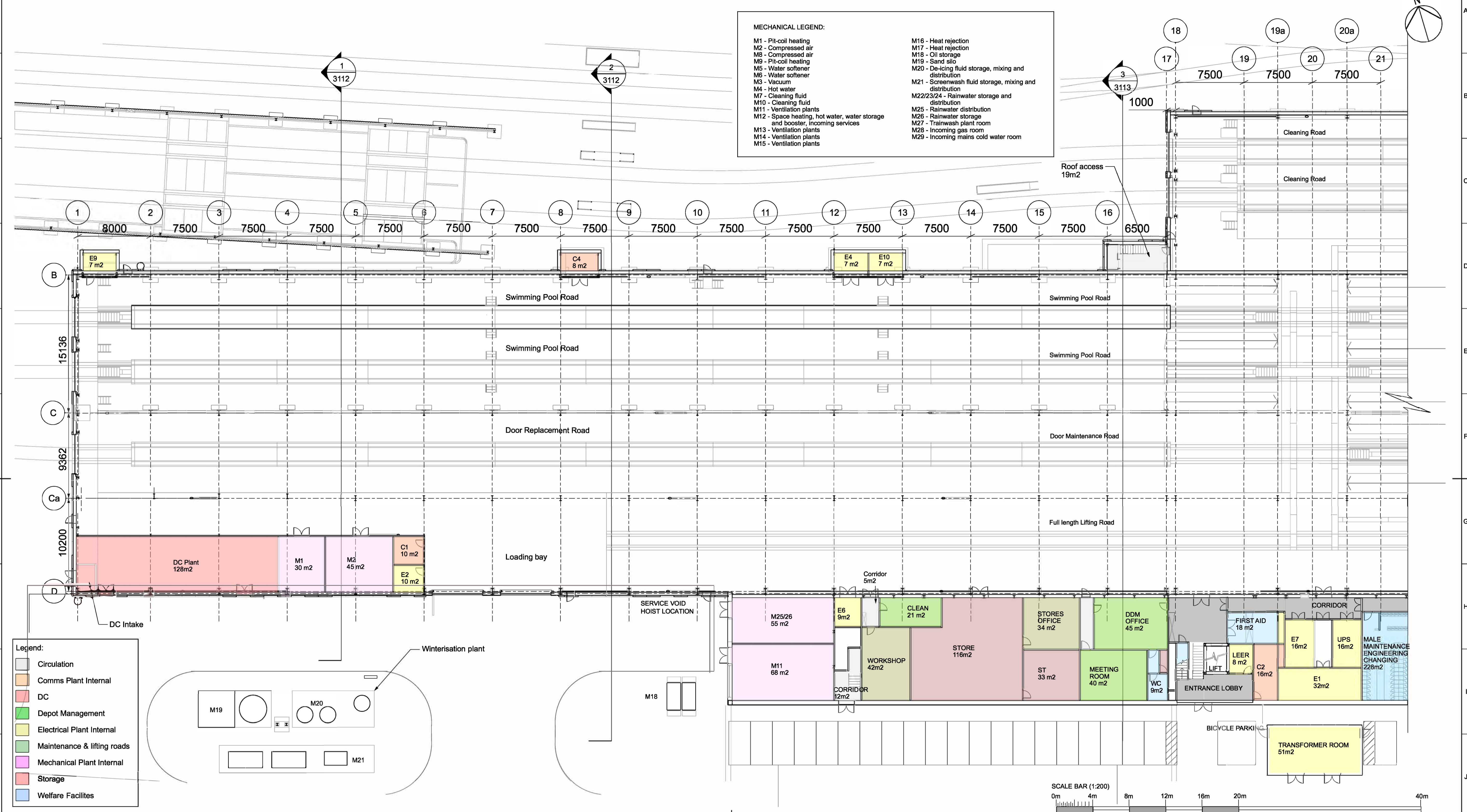


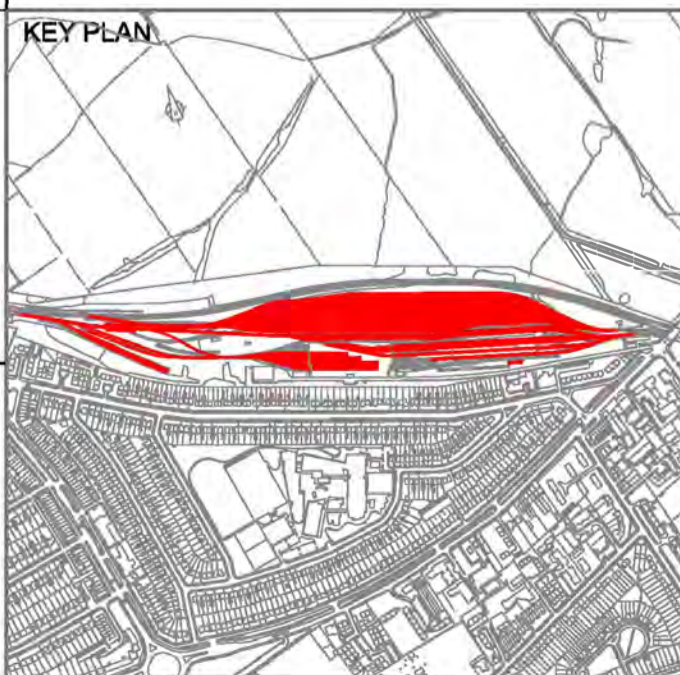
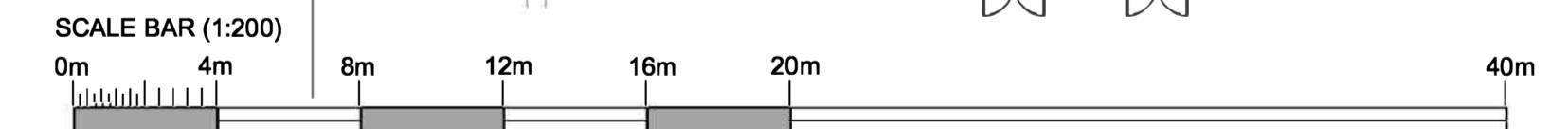
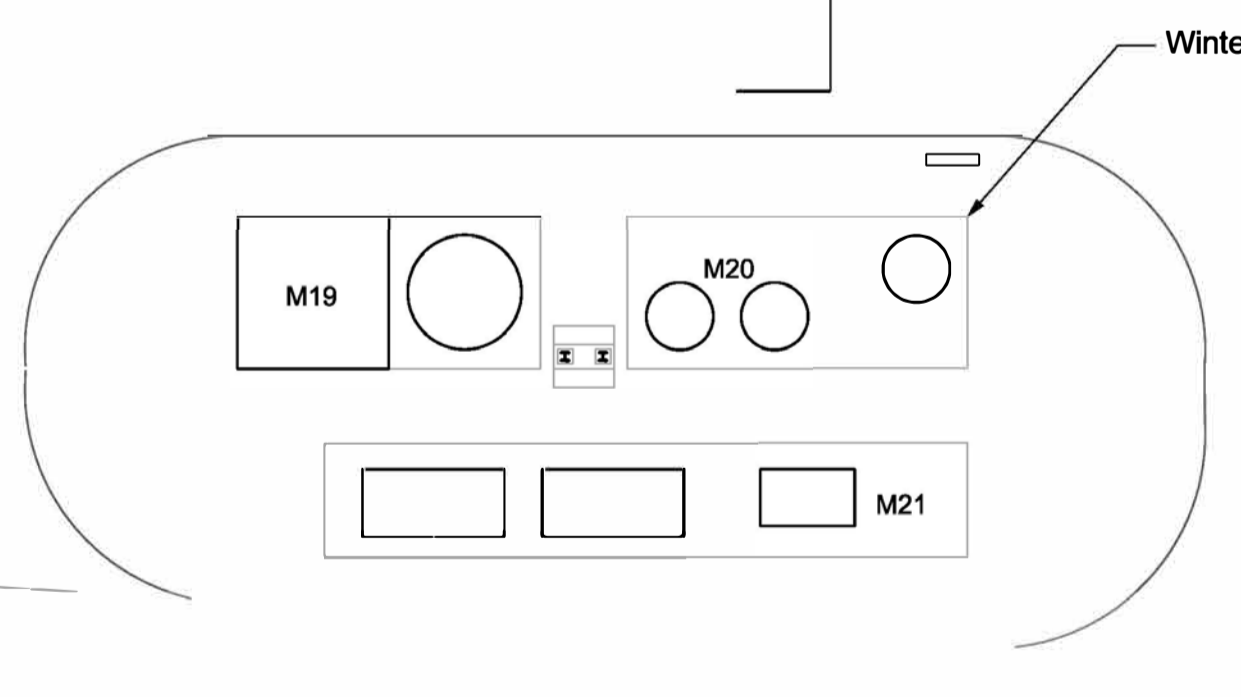
MECHANICAL LEGEND:

M1 - Pit-coil heating	M16 - Heat rejection
M2 - Compressed air	M17 - Heat rejection
M3 - Pit-coil heating	M18 - Oil storage
M4 - Water softener	M19 - Sand silo
M5 - Vacuum	M20 - De-icing fluid storage, mixing and distribution
M6 - Hot water	M21 - Screenwash fluid storage, mixing and distribution
M7 - Cleaning fluid	M22/23/24 - Rainwater storage and distribution
M8 - Cleaning fluid	M25 - Rainwater distribution
M9 - Ventilation plants	M26 - Rainwater storage
M10 - Space heating, hot water, water storage and booster, incoming services	M27 - Trainwash plant room
M11 - Ventilation plants	M28 - Incoming gas room
M12 - Ventilation plants	M29 - Incoming mains cold water room
M13 - Ventilation plants	
M14 - Ventilation plants	
M15 - Ventilation plants	



Legend:

	Circulation
	Comms Plant Internal
	DC
	Depot Management
	Electrical Plant Internal
	Maintenance & lifting roads
	Mechanical Plant Internal
	Storage
	Welfare Facilities



<p>1. Segregate construction activities from pedestrians & adjacent live rails.</p> <p>2. Existing services within vicinity of works.</p> <p>3. Isolate / protect all buried services prior to works.</p> <p>4. Safety measures for excavations, working at height, traffic areas & proximity to live rail.</p> <p>5. Existing embankment, precautions required during excavation.</p>	<p>1. Falling from height.</p> <p>2. Risk of asb estos.</p> <p>3. Risk of lead content & possibility of other toxic substances in existing paint finishes.</p> <p>4. Existing live services within vicinity of works.</p> <p>5. Safety measures for working in close proximity to live rail.</p>
CONSTRUCTION RISKS	MAINTENANCE / CLEANING RISKS
<p>In addition to the hazard/risks normally associated with the type of works detailed on this drawing take note of the above. It is assumed that all works on this drawing will be carried out by a competent contractor working where appropriate, to an appropriate method statement.</p>	
SAFETY HEALTH AND ENVIRONMENTAL INFORMATION BOX	

NOTES:

- This drawing is for town planning purposes only.
- Drawing to be printed in colour.
- Refer to Premises drawings:

DTUP-JEG-PRM-PD012_1-DR-W-1110 - Maintenance Shed as Proposed Ground Track Level
 DTUP-JEG-PRM-PD012_1-DR-W-1112 - Maintenance Shed as Proposed Ground Track Level Sheet 2 of 2
 DTUP-JEG-PRM-PD012_1-DR-W-1210 - Maintenance Shed as Proposed First Floor Level
 DTUP-JEG-PRM-PD012_1-DR-W-1211 - Maintenance Shed as Proposed First Floor Level Sheet 1 of 2
 DTUP-JEG-PRM-PD012_1-DR-W-1212 - Maintenance Shed as Proposed First Floor Level Sheet 2 of 2
 DTUP-JEG-PRM-PD012_1-DR-W-1011 - Location Plan as Proposed
 DTUP-JEG-PRM-PD012_1-DR-W-1012 - Existing Site Plan
 DTUP-JEG-PRM-PD012_1-DR-W-1013 - Site Plan as Proposed
 DTUP-JEG-PRM-PD012_1-DR-W-1014 - Walkway routes & car parking

DTUP-JEG-PRM-PD012_Z-DR-W-1120 - Accommodation Block Ground and Floor level as proposed
 DTUP-JEG-PRM-PD012_Z-DR-W-1130 - Reflected Ceiling plan layout Ground and Floor level as proposed
 DTUP-JEG-PRM-PD012_B-DR-W-1310 - Maintenance Shed proposed building layout accommodation roof level
 DTUP-JEG-PRM-PD012_B-DR-W-1311 - Maintenance Shed as proposed shed roof level sheet 1 of 3
 DTUP-JEG-PRM-PD012_B-DR-W-1312 - Maintenance Shed as proposed shed roof level sheet 2 of 3
 DTUP-JEG-PRM-PD012_B-DR-W-1313 - Maintenance Shed as proposed shed roof level sheet 3 of 3
 DTUP-JEG-PRM-PD012_B-DR-W-1314 - Maintenance Shed access and escape proposed building layout shed roof level
 DTUP-JEG-PRM-PD012_Z-DR-W-2110 - Maintenance Shed as Proposed Elevations
 DTUP-JEG-PRM-PD012_Z-DR-W-2111 - Maintenance Shed as Proposed Elevations
 DTUP-JEG-PRM-PD012_Z-DR-W-2112 - Maintenance Shed as Proposed Elevations
 DTUP-JEG-PRM-PD012_Z-DR-W-3110 - Maintenance Shed as Proposed Long Section
 DTUP-JEG-PRM-PD012_Z-DR-W-3111 - Maintenance Shed as Proposed Long Section
 DTUP-JEG-PRM-PD012_Z-DR-W-3112 - Maintenance Shed as Proposed Cross Section
 DTUP-JEG-PRM-PD012_Z-DR-W-3113 - Maintenance Shed as Proposed Cross Section
 DTUP-JEG-PRM-PD012_Z-DR-W-3114 - Maintenance Shed as Proposed Cross Section
 DTUP-JEG-PRM-PD012_1-DR-W-6010 - Demolition Plan
 DTUP-JEG-PRM-PD012_Z-DR-W-8110 - 3D perspective views as proposed
 DTUP-JEG-PRM-PD012_Z-DR-W-8111 - 3D perspective views as proposed
 DTUP-JEG-PRM-PD012_Z-DR-W-8112 - 3D perspective views as proposed depot site

TFL RESTRICTED

CONCEPT DESIGN ISSUE	19/12/18	ZB	19/12/18	MS	19/12/18
CONCEPT DESIGN ISSUE	06/11/20	ZB	06/11/20	MS	06/11/20
PURPOSE	DATE	APPROVED BY	DATE	AUTHORISED BY	DATE

PROJECT	DEEP TUBE UPGRADE PROGRAMME
LOCATION	COCKFOSTERS DEPOT
ASSET CLASSIFICATION	PREMISES
OWNER	JACOBS
SUITABILITY CODE	S3
SUITABILITY	FOR COMMENT

TITLE	Maintenance Shed Proposed Building Layout Ground Level SHEET 1 OF 2
Transport for London	London Underground
DRAWING NUMBER	DTUP-JEG-PRM-PD012_1-DR-W-1111
REV.	P02